



2024 PRODUCT CATALOG

IRRIGATION TECHNOLOGY FOR THE FUTURE



AGRICULTURE

ENVIRONMENTAL

GREEN INDUSTRY

CROP SPECIFIC



Each day, we strive to find new water application solutions and perfect those that helped make a name for us. We are grateful to be part of this amazing industry and be in business with the best distributors, dealers, growers and irrigators out there.

We are people with a passion, creating products with a purpose.

SOLVING PROBLEMS ONE APPLICATION AT A TIME

WATER
QUALITY/QT.
SOLUTIONS

LAND
& SOIL
SOLUTIONS

CROP
SPECIFIC
SOLUTIONS

LOW
PRESSURE
SOLUTIONS

LABOR
SAVING
SOLUTIONS

MECHANIZED IRRIGATION

- 4-21 Pivot Sprinklers
- 22-23 Pressure Regulators
- 24-27 End of Pivot Solutions

MICRO IRRIGATION

- 28-32 7 Series

FULL COVERAGE IRRIGATION

- 33-47 Rotator® Technology
- 43 1/2" & 3/4" Pressure Regulators

THE GREEN INDUSTRY

- 48-50 Upright & Inverted Solutions
- 51 Turf Regulators & MP Rotator® Sprinklers

SOFTWARE

- 47 IRRICAD & Overlap Pro

HIGH VOLUME IRRIGATION & ENVIRONMENTAL CONTROLS

- 52-60 Big Gun® Sprinklers
- 61 Impact Sprinklers

CONTROL SYSTEMS

- 62-66 800 Series Control Valves
- 67 Air Control Valves
- 68 1000 Series & TWIG® Wireless Controls

MECHANIZED IRRIGATION

FROM PIVOT POINT TO END GUN

THE PACKAGE IS COMPLETE

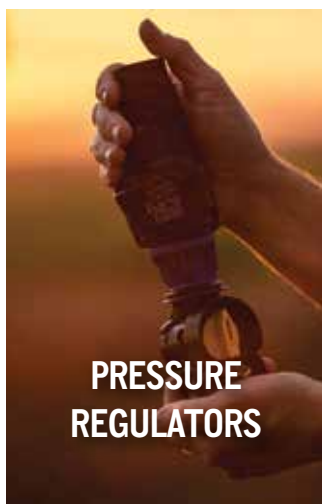
Efficiency and effectiveness are at the heart of this superior center pivot irrigation package.



CONTROL
VALVES



PIVOT
SPRINKLERS



PRESSURE
REGULATORS



ACCESSORIES



END OF PIVOT
SOLUTIONS



PROBLEM

"I have major ruts left behind by the wheels."

SOLUTION

"Deep wheel tracks are detrimental to the pivot and makes harvesting difficult. Try the PC-R3030 on boombacks to reduce excessive watering in the wheel tracks."

 **Pivot Mapper™**
by Nelson Irrigation

Add Pivots
Manage Data
Share Knowledge

Simply. Connected.

pivotmapper.com

A FAMILY OF PRODUCTS FOR A MULTITUDE OF NEEDS



ROTATOR® PAGE 8

The **Rotator** features the greatest throw distance available on drop tubes. The wide water pattern from rotating streams equates to lower average application rates, longer soak time and reduced runoff. More overlap from adjacent sprinklers improves uniformity.



PAGE 8

ACCELERATOR

The **Accelerator** features controlled acceleration of rotation through the nozzle range. It has an excellent combination of throw radius and droplet size to help prevent runoff and soil sealing. The Accelerator works great at low pressure!



PAGE 10

SPINNER

The **Spinner** utilizes a free-spinning action to produce a gentle, rain-like water pattern. Designed for more sensitive crops and soils, low instantaneous application rates help maintain proper soil structure.



PAGE 10

ORBITOR

The **Orbitor** features technology that eliminates the struts of a sprinkler body to provide outstanding uniformity and optimal droplets at low operating pressures. Designed with an innovative, bracketless assembly, debris hang up and water pattern misting common to conventional sprinklers are mitigated.



PAGE 14

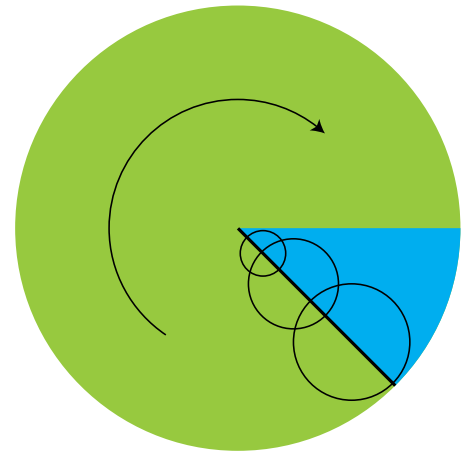
SPRAYHEAD

The **Sprayhead** is a fixed spray designed with future needs in mind. As irrigation requirements change throughout the season, the Sprayhead features a flip-over cap to change spray patterns. It's easily convertible to LEPA or other sprinkler types.

ALL SPRINKLERS ABOVE AVAILABLE WITH 3TN OR 3NV NOZZLE CONFIGURATION.

WHY ALL THE OPTIONS?

DIFFERENT JOBS REQUIRE DIFFERENT TOOLS. TELL US THE CHALLENGES YOU FACE ON YOUR FARM (VARIABLE SOILS, CROP, SLOPE, FLOW RESTRICTIONS, WATER QUALITY) AND WE'LL IDENTIFY A SOLUTION JUST FOR YOU.



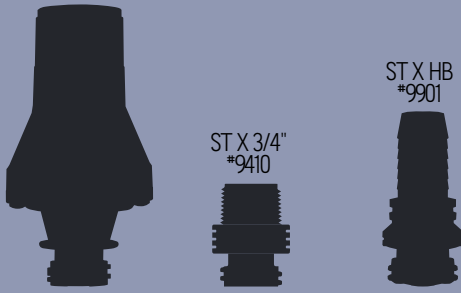
PROBLEM

"I use wastewater and am having major plugging issues."



"Try the 3NV nozzle with the 03030 Orbitor. Easy nozzle flush and bracketless sprinkler design resist trash hangup!"





**NEW AS OF 2023: CHOOSE SQUARE
THREAD REGULATORS & ADAPTERS FOR
USE WITH SQUARE THREAD BODIES OR
USE NEW MALE THREAD R/S3030 BODY
#13568, A/D3030 BODY #13257 & U3030
BODY #13249.**

**#9461-XXX 3TN NOZZLE
FOR 3000 SERIES**



**#12035-XXX 3NV NOZZLE
FOR 3030 SERIES**



R/S3000
#9412



A/D3000
#9428




T3000
#10419



R/S3030
#12034



A/D3030
#12346




3030
#12381

BODIES



PLATES



**ORBITOR FX ON PAGES 12-13.
STANDARD ORBITOR
SHOWN ON PAGES 10-11.**



The nozzle sizing system is based on 128th inch increments, e.g., 3TN/3NV Nozzle #26 has an orifice diameter of 26/128th inches while 3TN/3NV Nozzle #27 has an orifice diameter of 27/128th inches. For 3TN Nozzles, the odd-numbered nozzles have a color box around the number marking. This color box denotes the color of the next larger nozzle size. The odd-numbered 3NV Nozzles have a scalloped edge rather than secondary coloring.

MECHANIZED IRRIGATION / PIVOT SPRINKLERS

R








R3030 ROTATOR®

SEE PAGE 9 FOR PART-CIRCLE R3000 & PART-CIRCLE R3030.

10-50 psi (0.7-3.4 bar)
50-74' (15.2-22.6 m)

UP-TOP
OR
DROPS

NEW
MNPT
BODY

Max. *50 Noz. Min. *14 Noz. @ 30 psi (2.0 bar) *16 for low press.	Max. *50 Noz. Min. *14 Noz. @ 15 psi (1.0 bar)	Max. *50 Noz. Min. *14 Noz. @ 30 psi (2.0 bar) *16 for low press.	Max. *50 Noz. Min. *14 Noz. @ 15 psi (1.0 bar)	Max. *50 Noz. Min. *14 Noz. @ 15 psi (1.0 bar)	Max. *50 Noz. Min. *14 Noz. @ 15 psi (1.0 bar)	Max. *50 Noz. Min. *12 Noz. @ 10 psi (0.7 bar)
BLUE UP-TOP U4-8°	WHITE UP-TOP	GREEN D4-8°	RED D6-12°	ORANGE MULTI-TRAJECTORY	BROWN MULTI-TRAJECTORY	OLIVE LOW PRESSURE
						
Plate #8817 Cap/Plate Assy* *11969-001	Plate #10749 Cap/Plate Assy* *11969-002	Plate #8844 Cap/Plate Assy* *11969-003	Plate #8839 Cap/Plate Assy* *11969-004	Plate #10598 Cap/Plate Assy* *11969-005	Plate #10681 Cap/Plate Assy* *11969-006	Plate #12360 Cap/Plate Assy* *11969-007
Cap/Plate/3030 Body Assy* *12471-001	Cap/Plate/3030 Body Assy* *12471-002	Cap/Plate/3030 Body Assy* *12471-003	Cap/Plate/3030 Body Assy* *12471-004	Cap/Plate/3030 Body Assy* *12471-005	Cap/Plate/3030 Body Assy* *12471-006	Cap/Plate/3030 Body Assy* *12471-007
Cap/Plate/3030MT Body Assy* *13864-001	Cap/Plate/3030MT Body Assy* *13864-002	Cap/Plate/3030MT Body Assy* *13864-003	Cap/Plate/3030MT Body Assy* *13864-004	Cap/Plate/3030MT Body Assy* *13864-005	Cap/Plate/3030MT Body Assy* *13864-006	Cap/Plate/3030MT Body Assy* *13864-007
20-50 psi (1.4-3.4 bar)	15-30 psi (1.0-2.0 bar)	20-50 psi (1.4-3.4 bar)	15-30 psi (1.0-2.0 bar)	15-30 psi (1.0-2.0 bar)	15-30 psi (1.0-2.0 bar)	10-15 psi (0.7-1.0 bar)

*Part numbers do not include the Nozzle and Adapter (when applicable) that are required for a complete Assembly.



8

A

A3030 ACCELERATOR

6-15 psi (0.4-1 bar)
30-55' (9.1-16.8 m)

UP-TOP
OR
DROPS

NEW
MNPT
BODY



OPTIONAL SPRINKLER
CONVERTER *11472



"LE"
LOW ENERGY

EASILY CONVERT
FROM ACCELERATOR TO
SPRAYHEAD TO BUBBLER

Max. *50 Noz. Min. *10 Noz. @ 10 psi (0.7 bar) *18 @ 6 psi (0.4 bar)	Max. *50 Noz. Min. *10 Noz. @ 15 psi (1.0 bar) *12 @ 10 psi (0.7 bar) *18 @ 6 psi (0.4 bar)	Max. *50 Noz. Min. *10 Noz. @ 15 psi (1.0 bar) *12 @ 10 psi (0.7 bar) *18 @ 6 psi (0.4 bar)
MAROON	GOLD	NAVY UP-TOP
		
Plate #9906 Cap/Plate Assy* *11498-001	Cap/Plate Assy* *11498-002	Cap/Plate Assy* *11498-003
Cap/Plate/3030 Body Assy* *12473-001	Cap/Plate/3030 Body Assy* *12473-002	Cap/Plate/3030 Body Assy* *12473-003
Cap/Plate/A3030MT Body Assy* *13866-001	Cap/Plate/A3030MT Body Assy* *13866-002	Cap/Plate/A3030MT Body Assy* *13866-003
6-15 psi (0.4-1.0 bar)	6-15 psi (0.4-1.0 bar)	6-15 psi (0.4-1.0 bar)

*Part numbers do not include the Nozzle and Adapter (when applicable) that are required for a complete Assembly.



*10402
MAROON
ACCELERATOR
CAP

Rotator® & Accelerator sprinklers come in the 3000 Series (with 3TN nozzle) or 3030 Series (with 3NV nozzle).

Common Rotator® Parts

R3000

R3030

DESCRIPTION	3/4" MNPT x Square Thread Adapter	Rotator Plates	Rotator Cap/Motor	Rotator Cap/Plate Assy	3TN Nozzle (see pg. 7)	R3000/S3000 Body	R3000 Cap/Plate Body Assy	3NV Nozzle (see pg. 7)	Square Thread R/S3030 Body	R3030 Cap/Plate Body Assy	R/S3030MT Body	R3030MT Cap/Plate Body Assy
PART NO.	9410	(pg. 8)	9539	11969-xxx	9461-xxx	9412	11970-xxx	12035-xxx	12034	12471-xxx	13568	13864-xxx
BOX	13x13x17"	12x12x9"	12x12x9"	12x12x9"	12x12x11"	13x13x17"	13x13x17"	12x12x11"	13x13x17"	13x13x17"	13x13x17"	13x13x17"
QTY/BOX	900	600	300	200	700 (100/bag)	300	200	500 (100/bag)	150	125	125	125
LBS/BOX	40	13	16	15	12	16	25	14	19	25	19	26



R3000 ROTATOR®

Cap/Plate/**3000** Series Body Assy (less adapter & nozzle) ***11970-xxx** (Use -xxx from table on page 8 for plate specifications.)

*9539 Blue Rotator Cap



DESCRIPTION	PC-Rotator Cap/Plate Assy Same for PC-R3000 & PC-R3030	PC-R3000 (less nozzle & adapter)	PC-R3030 (less nozzle & adapter)	PC-R3030MT (less nozzle)
PART NO.	11075-xxx (-001 black, -002 white, -003 tan)	10843-xxx (-001 black, -002 white, -003 tan)	12651-xxx (-001 black, -002 white, -003 tan)	13921-xxx (-001 black, -002 white, -003 tan)
BOX	12x12x9"	13x13x17"	14x14x18"	14x14x17"
QTY/BOX	200	150	100	100
LBS/BOX	15	23	26	28

Common Accelerator Parts

A3000

A3030

DESCRIPTION	3/4" MNPT x Square Thread Adapter	Plates	Accelerator Cap/Motor	Accelerator Cap/Plate Assy	3TN Nozzle (see pg. 7)	A3000/D3000 Body	A3000 Cap/Plate Body Assy	3NV Nozzle (see pg. 7)	Square Thread A/D3030 Body	A3030 Cap/Plate Body Assy	A/D3030MT Body	A3030MT Cap/Plate Body Assy
PART NO.	9410	(pg. 8)	10402	11498-xxx	9461-xxx	9428	11973-xxx	12035-xxx	12346	12473-xxx	13257	13866-xxx
BOX	13x13x17"	12x12x9"	12x12x9"	12x12x11"	12x12x11"	14x14x13"	13x13x17"	12x12x11"	14x14x17"	14x14x17"	13x13x17"	(A3030 with Male Thread Body + cap & plate)
QTY/BOX	900	1000	200	300	700 (100/bag)	400	300	500 (100/bag)	200	150	150	
LBS/BOX	39	12	10	16	12	16	27	14	25	26	21	



A3000 ACCELERATOR

Cap/Plate/**3000** Series Body Assy (less adapter & nozzle) ***11973-xxx** (Use -xxx from table on page 8 for plate specifications.)

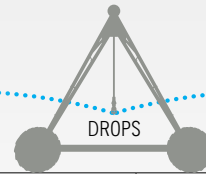
*10402 Maroon Accelerator Cap

DESCRIPTION	Sprinkler Converter	See Pages 16-17
PART NO.	11472	
BOX	13x13x17"	
QTY/BOX	500	
LBS/BOX	22	

S

S3030 SPINNER

10-20 psi (0.7-1.4 bar)
42-54' (12.8-16.5 m)



NEW MNPT BODY



10-20 psi (0.7-1.4 bar)

Max. *50 Noz. Min. *14 Noz. @ 15 psi (1.0 bar) *16 for low press.	Max. *50 Noz. Min. *14 Noz. @ 15 psi (1.0 bar) *16 for low press.	Max. *15 Noz. Min. *10 Noz. @ 10 psi (0.7 bar)
PURPLE D6-20"	YELLOW D8-21"	BEIGE** SMALL NOZZLE <small>*10-15 nozzle. Ultra-low flow.</small>
Plate #9583 Cap/Plate Assy* *11971-002	Plate #10361 Cap/Plate Assy* *11971-003	Plate #11013 Cap/Plate Assy* *11971-004
Cap/Plate/3030 Body Assy* *12472-002	Cap/Plate/3030 Body Assy* *12472-003	Cap/Plate/3030 Body Assy* *12472-004
Cap/Plate/3030MT Body Assy* *13865-002	Cap/Plate/3030MT Body Assy* *13865-003	Cap/Plate/3030MT Body Assy* *13865-004
10-20 psi (0.7-1.4 bar)	10-20 psi (0.7-1.4 bar)	10-15 psi (0.7-1.0 bar)



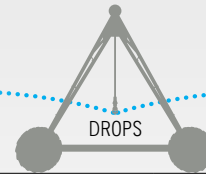
*Part numbers do not include the Nozzle and Adapter (when applicable) that are required for a complete Assembly. **The beige plate should be used on flexible drops, or those with at least 1 ft. (0.3 m) of hose. The smaller nozzles will be more susceptible to plugging.

10

O

O3030 ORBITOR

6-20 psi (0.4-1.4 bar)
36-60' (11.0-18.3 m)



NEW MNPT BODY

IMPORTANT MOUNTING INFORMATION:

1. The Orbitor requires a minimum of 2' (0.6 m) of reinforced flexible hose in the mounting assembly.
2. When using the Orbitor with the weighted cover, do not use any other conventional weight styles instead of, or in addition to, the Orbitor weight.
3. When using the Orbitor with the plastic cover, an inline weight is required. Use Nelson Slim/Coil Weights (page 21) or 3/4" NPT threaded weights. Slip weights require the Nelson Clamp Saver (page 11).
4. Always be sure that the weights are securely tightened.
5. Always be sure that all components in the mounting assembly and the Orbitor are securely tightened. Use new* Nelson pressure regulators and fittings.
6. If 3/4" ball valves are used, use metal nipples or Nelson P/N-12291 plastic nipples.

*New, patented single-strut seat manufactured after 2007.

Min. *11 Noz. @ 10 psi *16 @ 6 psi	Min. *11 Noz. @ 10 psi *16 @ 6 psi	Min. *11 Noz. @ 10 psi *16 @ 6 psi
BLACK STANDARD ANGLE	BLUE LOW ANGLE	PURPLE SMALL DROPLET
O3030MT Assy w/ Weight #13250-101	O3030MT Assy w/ Weight #13250-102	O3030MT Assy w/ Weight #13250-103
O3030MT Assy w/ Plastic Cover #13250-301	O3030MT Assy w/ Plastic Cover #13250-302	O3030MT Assy w/ Plastic Cover #13250-303
6-20 psi (0.4-1.4 bar)	6-20 psi (0.4-1.4 bar)	6-20 psi (0.4-1.4 bar)



ORBITOR WITH PLASTIC COVER

Spinner & Orbitor sprinklers come in the 3000 Series (with 3TN nozzle) or 3030 Series (with 3NV nozzle).

Common Spinner Parts

S3000

S3030

DESCRIPTION	3/4" MNPT x Square Thread Adapter	Spinner Plates	Spinner Cap/Motor	Spinner Cap/Plate Assy	3TN Nozzle (see pg. 7)	R3000/S3000 Body	S3000 Cap/Plate Body Assy	3NV Nozzle (see pg. 7)	Square Thread R/S3030 Body	S3030 Cap/Plate Body Assy	R/S3030MT Body	S3030MT Cap/Plate Body Assy
PART NO.	9410	pg. 10	9540	11971-xxx	9461-xxx	9412	11972-xxx	12035-xxx	12034	12472-xxx	13568	13865-xxx
BOX	13x13x17"	12x12x9"	12x12x9"	12x12x9"	12x12x11"	13x13x17"	13x13x17"	12x12x11"	13x13x17"	13x13x17"	13x13x17"	13x13x17"
QTY/BOX	900	600	300	200	700 (100/bag)	300	200	500 (100/bag)	150	125	125	125
LBS/BOX	40	13	13	12	12	16	22	14	19	23	19	24



S3000 SPINNER

Cap/Plate/**3000** Series Body Assy (less adapter & nozzle) ***11972**-xxx (Use -xxx from table on page 12 for plate specifications.)

*9540 Gray Spinner Cap

DESCRIPTION	PC-Spinner Cap/Plate Assy Same for PC-S3000 & PC-S3030	PC-S3000 (less nozzle & adapter)	PC-S3030 (less nozzle & adapter)	PC-S3030MT (less nozzle)
PART NO.	10949-001	9926-001	12650	13922
BOX	12x12x9"	13x13x17"	14x14x18"	14x14x17"
QTY/BOX	200	150	100	100
LBS/BOX	13	23	26	26

03030 w/ Weight

03030 Plastic

DESCRIPTION	3NV Nozzle (see pg. 7)	03030MT Body w/ Weight	03030MT Components Total*	03030MT Body w/ Plastic Cover	03030MT Components Total*
PART NO.	12035-xxx	13250-1xx	(WEIGHTED VERSION with Male Thread Body + nozzle)	13250-3xx	(PLASTIC COVER VERSION with Male Thread Body + nozzle)
BOX	12x12x11"	14x14x15"		14x14x15"	
QTY/BOX	500 (100/bag)	24		24	
LBS/BOX	14	33		15	



12107
12x12x11"
300
18

CLAMP SAVER

USE CLAMP SAVER WHEN INSTALLING ORBITORS ON A PIVOT WITH EXISTING POLY SLIP WEIGHTS. This simple device placed over clamps on drop hose beneath poly slip weights protects the clamp from the "action" or natural vibration on Orbitor systems. This is a great solution when an irrigator is retrofitting a pivot that already has slip weights with the Orbitor sprinkler. Only the plastic cover version (6-10 psi / 0.4-0.7 bar) can be used with poly slip weights.

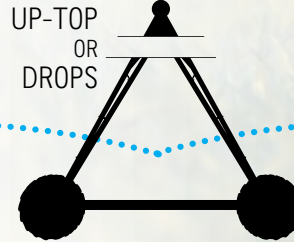
*COMPONENTS TOTAL INCLUDES BODY (WEIGHTED OR PLASTIC) AND NOZZLE (3NV)

ORBITOR FX

FIELD-PROVEN, OFF-AXIS ORBITOR TECHNOLOGY PROVIDES A RANDOM DROPLET PATTERN IN A COMPACT, LOW-VIBRATION DESIGN.

UP-TOP 03030FX
WHITE PLATE/CAP
AND R/S3030 BODY
ASSY *13209-001

MAX. **52 FT** (15.8 M)
WETTED **DIAMETER**
@ 10 PSI (0.7 BAR), 12 FT
(3.7 M) MOUNTING HEIGHT



3/4" x 3/4" MNPT Nipple
12291
12x12x18"
400
20

12

- Engineered plate grooves reduce mist
- Low wind-fighting trajectory
- 10 psi recommended (*12-50 nozzles); 6 psi optional (*16-50 nozzles)
- For up-top application, use galvanized (maximum riser of 4 ft (1.2 M)) or proven plastic nipples (no pvc nipples).
- Allowable drop configurations include galvanized steel drops, semi-rigid polyethylene, and flexible hose (slip weights not allowed without clamp saver). Do not use Nelson 1* modular weight.
- Orbitor FX is only available with 3NV nozzle/3030 series.

UP-TOP 03030FX

DESCRIPTION	3/4" MNPT x Square Thread Adapter	3NV Nozzle (see pg. 7)	Square Thread Body	03030FX Cap/Plate Assy	03030FX Cap/Plate Body Assy	R/S3030MT Body	03030FX-MT Cap/Plate Body Assy
PART NO.	9410	12035-xxx	12034	13007-001	13209-001	13568	13746-001
BOX	13x13x17"	12x12x11"	13x13x17"	13x13x13"	13x13x17"	13x13x17"	14x14x17"
QTY/BOX	900	500 (100/bag)	150	75	75	125	75
LBS/BOX	40	14	19	22	24	19	30



**NEW
MNPT
BODY**

**03030FX FOR
DROPS BLACK
PLATE/CAP
AND R/S3030
BODY ASSY
*13210-001**

MAX. **46 FT (14.0 M)**
WETTED **DIAMETER**
@ 10 PSI (0.7 BAR),
6 FT (1.8 M)
MOUNTING HEIGHT

03030FX FOR DROPS



DESCRIPTION	3/4" MNPT x Square Thread Adapter	3NV Nozzle (see pg. 7)	Body	03030FX Cap/Plate Assy	03030FX Cap/Plate Body Assy	R/S3030MT Body	03030FX-MT Cap/Plate Body Assy
PART NO.	9410	12035-xxx	12034	13071-001	13210-001	13568	13747-001
BOX	13x13x17"	12x12x11"	13x13x17"	13x13x13"	13x13x17"	13x13x17"	14x14x17"
QTY/BOX	900	500 (100/bag)	150	75	75	125	75
LBS/BOX	40	14	19	22	24	19	30

D

D3030 SPRAYHEAD

6-40 psi (0.4-2.8 bar)
16-40' (4.9-12.2 m)

UP-TOP
OR
DROPS

NEW
MNPT
BODY

3030 SERIES PART-CIRCLE
SPRAY & HOSE DRAG ADAPTER
BOTH REQUIRE UNIVERSAL BODY;
3000 SERIES DOES NOT.



BUBBLER
ATTACHMENT
(LEPA) #10577
FOR D3000 ONLY



SEE FOLLOWING
PAGE FOR D3000
WITH TAN
BUBBLE-WIDE
PLATE.

FLIP-OVER
HOSE DRAG
CAP ASSEMBLY
#12676



SHOWN WITH
SPRAY/ACCELERATOR
BODY. FLIP OVER
TO USE WITH
ROTATOR/
SPINNER BODY.

"LE"
LOW ENERGY

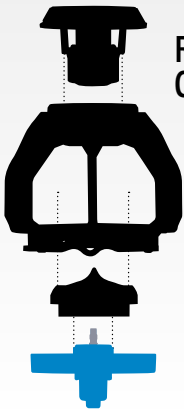
TURQUOISE #9591 	GREEN #9543 	BLUE #9493 	GRAY #9542 
RED #9437 	YELLOW #9631 	BLACK #9541 	ORANGE #10683 
WHITE #10971 	PURPLE #9550 	BROWN #10721 	TAN BUBBLE-WIDE #12780 

See sprayhead literature for plate characteristics, throw diameter and pressure/nozzle ranges.



T

T3000 TRASHBUSTER

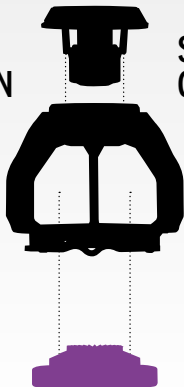


ROTATOR®
CONFIGURATION

#9539 BLUE
ROTATOR CAP

BLUE #8817 
GREEN #8844 

See page 8 for
cap assy *.



SPRAYHEAD
CONFIGURATION

#10324-XXX PURPLE
CAP WITH SPRAY
PLATE

GREEN #9543 	YELLOW #9631 	BLACK #9541 
BLUE #9493 	PURPLE #9550 	ORANGE #10683 



3000FC Nozzle
#10106-xxx Requires
a rigid drop and 25 PSI
(1.7 bar) minimum.



The Sprayhead comes in the 3000 Series (with 3TN nozzle) or 3030 Series (with 3NV nozzle).

D3000

D3030

DESCRIPTION	3/4" MNPT x Square Thread Adapter	Plates (excluding Tan)	Tan Bubble-Wide Plate	Spray Cap	3TN Nozzle (see pg. 7)	A3000/D3000 Body	3NV Nozzle (see pg. 7)	A3030/D3030 Body	A/D3030MT Body	Sprinkler Converter	Hose Drag Adapter
PART NO.	9410	pg. 14	12780	9429	9461-xxx	9428	12035-xxx	12346	13257	11472	9427
BOX	13x13x17"	12x12x9"	12x12x9"	13x13x17"	12x12x11"	14x14x13"	12x12x11"	14x14x16"	13x13x17"	See Page 8-9	12x12x5"
QTY/BOX	900	600	600	1000	700 (100/bag)	400	500 (100/bag)	200	150		75
LBS/BOX	40	10	10	22	12	16	14	25	21		3

For HD3000 order 3000 Adapter, 3TN Nozzle & Hose Drag Adapter. For HD3030 order 3000 Adapter, 3NV Nozzle, 3030 Series Universal Body and Hose Drag Adapter.



D3000 SPRAYHEAD

WITH TAN BUBBLE-WIDE PLATE
(SEE PAGE 16 FOR 3030 CONFIGURATION.)

Flip-over D3000 Cap #9429
Spray Plate with Cap Assy #10041-xxxx

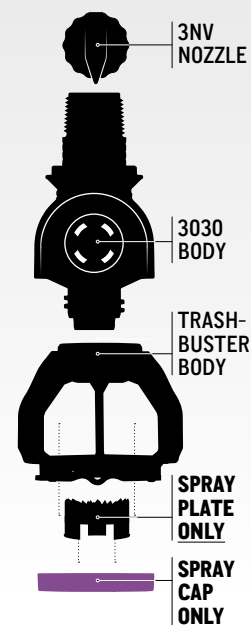
DESCRIPTION	Bubbler Attachment (3000 Series)	Flip-Over Hose Drag Cap Assy (3030 Series)	PC-Sprayhead (less nozzle & adapter)	3030 Series Universal Body
PART NO.	10577 (Pg 14)	12676 (Pg 14)	9894-001	12381
BOX	12x12x9"	13x13x17"	13x13x17"	13x13x17"
QTY/BOX	600	300	400	200
LBS/BOX	10	21	27	23

T3000 W/ 3TN OR 3000FC

T3030 W/ 3NV

DESCRIPTION	3/4" MNPT x Sq. Th. Adapter	T3000 Body	T3000 Cap	T3000 Cap/Spray Plate	3TN Nozzle (see pg. 7)	3000FC	3NV Nozzle (see pg. 7)	3030 Body	3030MT Body
PART NO.	9410	10419	10133	10324-xxx	9461-xxx	10106-xxx	12035-xxx	12381	13249
BOX	13x13x17"	13x13x17"	12x12x11"	12x12x11"	12x12x11"	12x12x11"	12x12x11"	13x13x17"	
QTY/BOX	900	300	400	300	700 (100/bag)	700	500 (100/bag)	200	
LBS/BOX	40	11	10	14	13	37	14	23	


For Trashbuster with R3000 Rotator Cap/Motor/Plate, specify from Rotator Section on page 9.



3030 SERIES CONFIGURATION



IF YOU'RE LOOKING FOR "LE" SOLUTIONS —
LOOK FOR THE **NELSON ADVANTAGE.**



**LOW ENERGY/ELEVATION
PRECISION APPLICATION**

3030

+ HOSE DRAG

- Germinate
- Irrigate
- Chemigate
- Bubble
- Drag

16



LEPA / ORIGINAL TAN BUBBLE-WIDE

The **Tan Bubble-Wide plate** is available for **Low Energy Precision Applications** in the **6-10 psi range (0.4-0.7 bar)** using **nozzle sizes #9-#50**. This configuration creates a wider dome of water than standard straight down bubblers, providing enhanced coverage for better uniformity as well as lowering application rates for improved infiltration. This pattern can increase efficiencies by reducing wind drift and evaporation versus standard Spray plates. Space from 30" to 60".

BUBBLE MODE WITH SPRINKLER
CONVERTER (ACCELERATOR MODE)



FLIP-OVER HOSE DRAG
CAP ASSEMBLY (*12676) FOR
ROTATOR/SPINNER &
ACCELERATOR/SPRAY BODY
(SIMPLY FLIP TO FIT)

STRAIGHT-DOWN
BUBBLE MODE (NO
SPECIAL PLATE/CLIP
REQUIRED)





PROBLEM

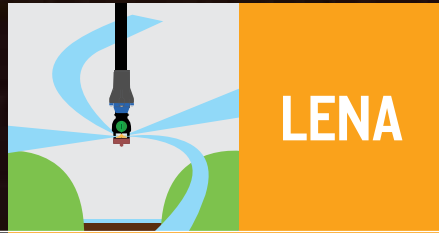
"I need a full coverage sprinkler to germinate my crop early in the season but then want to convert to a LEPA system later."



"Try the A3030 Accelerator with a sprinkler converter and switch to the tan bubble-wide when water supply is low."



LESA



LENA



**LOW ENERGY/ELEVATION
SPRAY APPLICATION**

D3030

SPRAYHEAD

Spray



SPRAY MODE WITH
SPRINKLER
CONVERTER

**LOW ENERGY/ELEVATION
NELSON ADVANTAGE**

A3030

ACCELERATOR

MOVING
SPRINKLERS:

Rotator®

Accelerator

Spinner

Orbitor



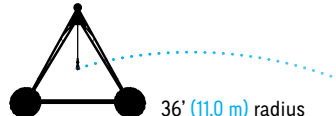
ACCELERATOR MODE WITH
SPRINKLER
CONVERTER

**HOSE DRAG — BUBBLER —
SPRAY TECHNOLOGY QUALIFY
AS LEPA AND LESA SO LONG
AS THE OUTLET SPACINGS
ARE TIGHT AND THE DEVICES
DELIVER WATER VERY NEAR TO
OR ON THE SOIL SURFACE, WITH
LITTLE ENERGY IN ORDER TO
HAVE VERY LOW EVAPORATION
IN THE AIR.**

The Sprinkler Converter is a great device to get a 3-in-1 sprinkler. Cater the irrigation to the crop needs by easily switching between bubble, spray, or low-pressure (6-10 psi) rotating sprinklers. The Accelerator has the widest throw for optimal soil infiltration.


PART-CIRCLE OPTIONS

Mounting Height
6' (1.8 m)




36' (11.0 m) radius

PC-R3000/S3000 cannot be used with 3030 Adapter (see table below)

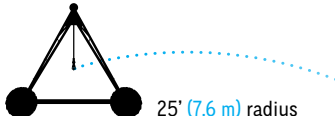


PART-CIRCLE R3030 ROTATOR
SQUARE THREAD *12651-XXX
NEW! MALE THREAD *13921-XXX



PART-CIRCLE R3000 ROTATOR
*10843-XXX

Mounting Height
6' (1.8 m)



25' (7.6 m) radius



PART-CIRCLE S3030 SPINNER
SQUARE THREAD *12650
NEW! MALE THREAD *13922




PART-CIRCLE S3000 SPINNER
*9926-001


Mounting Height
3' (0.9 m)



16' (4.9 m) radius



PART-CIRCLE D3030 SPRAY
*9894-001
(ORDER 3030 BODY SEPARATELY)



PART-CIRCLE D3000 SPRAY
*9894-001

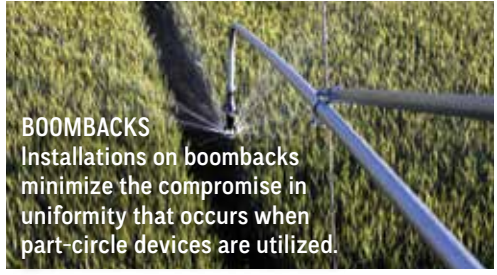
18

Part-circle options include the PC-Rotator®, PC-Spinner and PC-Sprayhead. All sprinklers are available in both 3000 series (with 3TN nozzle) and 3030 series (with 3NV nozzle). The 3030 series utilizes the Universal Body (3030). These part-circle sprinklers can be used for dry wheel track solutions, hose boom applications or a simple end of system addition.

MOUNT ONLY ON A STRAIGHT RIGID DROP OR A HOSE BOOM UTILIZING A TORQUE CLIP AND SIDEFORCE CONTROL FITTING SUCH AS THE IACO HB.

3030 SERIES	Plate Color	Nozzle Range	Pressure (PSI)	Assy (less nozzle)	MNPT Assy (less nozzle)	Components of PC-3030		
						Cap/Plate Assy	Body/Deflector	3030 Body
PC-R3030	White	#14-23	15-25	12651-002	13921-002	11075-002	13443	Square Thread 12381
	Tan	#24-39		12651-003	13921-003	11075-003		
	Black	#40-50	15-30	12651-001	13921-001	11075-001		
PC-S3030	Turquoise	#14-50	10-20	12650	13922	10949-001		MNPT Thread 13249
PC-D3030	Blue	#9-50	6-20	NA	NA	NA	9894-001	

3000 SERIES	Plate Color	Nozzle Range	Pressure (PSI)	Assy (less nozzle)	Components of Square Thread PC-3000		
					Cap/Plate Assy	Body	Deflector
PC-R3000	White	#14-23	15-25	10843-002	11075-002	10419	9736
	Tan	#24-39		10843-003	11075-003		
	Black	#40-50		15-30	10843-001		
PC-S3000	Turquoise	#14-50	10-20	9926-001	10949-001	9412	
PC-D3000	Blue	#9-50	6-20	NA	NA	9894-001	



SMART SOLUTIONS



PROBLEM

"I'd like to start out with a low volume package and increase the flow once the crop matures."

"Try using nozzle clips! Germinate in LO flow mode and irrigate in HI flow. Or irrigate in HI and chemigate in LO.

SOLUTION



3NV DNC DISASSEMBLY DEVICE

Use this tool to remove and change 3NV Nozzles from the Dual Nozzle Clip. Simply insert tool teeth into nozzle notches and it releases.



NOZZLE CLIPS

Nelson Pivot Sprinklers can be equipped with two or three nozzles using the 3TN Dual Nozzle Clip or 3TN Triple Nozzle Clip. The 3030 Series has a dual nozzle clip. These devices allow you to precisely match crop water requirements through the season. During germination, lower system flow rates lessen the intensity of water droplets to maintain proper soil structure and reduce runoff. Adjust the system flow as crop water requirements or well outputs change.



- Change system flow quickly and accurately.
- No more fumbling with or dropping nozzles.

Note: Do not operate in down-in-the-crop applications, or with the Chemigation Spray Plate.



3TN Dual Nozzle Clip	3TN Triple Nozzle Clip	3NV Dual Nozzle Clip	3NV DNC Disassembly Device
9742	11089	12032	12560
13x13x17"		12x12x9"	8x8x5"
1000		1000	1
16		9	2

CATERING TO CROP SPECIFIC NEEDS - UP-TOP SOLUTIONS FOR TALL GROWING CROPS

THE UP-TOP R3030 ROTATOR® WITH WHITE PLATE CAN OPERATE DOWN TO 15 PSI (1.0 BAR) WITH HIGH UNIFORMITY AND IMPRESSIVE WIND RESISTANCE, MADE POSSIBLE BY SPECIFICALLY ENGINEERED AND FINELY-TUNED ROTATING PLATES.



AT 10 PSI (0.7 BAR), THE ACCELERATOR WITH THE NAVY PLATE OFFERS LOW PRESSURE ADVANTAGES OVER SPRAYHEADS ON TOP OF THE PIPE.



THE NEW UP-TOP O3030FX PROVIDES RANDOM DROPLETS IN A COMPACT, LOW VIBRATION DESIGN. USE AT 10 PSI (0.7 BAR) - WITH MNPT NIPPLE.



CONNECTIONS & WEIGHTS



FITTINGS

User-friendly HOSE BARB FITTINGS. Easy installation into 3/4" flexible hose. Eliminates additional fittings. The convenience of the 15/16" Hex Adapter is unique to Nelson fittings. Secure fittings using 15/16" deep well socket or open end wrench.

SUPERIOR FLOW CAPACITY SAVES ENERGY

- Spinweld technology allows for larger and more efficient inside diameters.
- 180° goosenecks have less than half the friction loss of comparable products (1 psi (0.07 bar) of friction loss @ 22 gpm (83 lpm)).

DURABLE AND CORROSION-RESISTANT PLASTIC

- Lower cost than traditional metal goosenecks.
- Will not rust over time, therefore prevents nozzle plugging.
- Can handle intense tension force.

3/4" MNPT INLET

- Eliminates extra fittings and provides easier and more reliable installation into span pipe.

INSTALLATION NOTES:

If adding sealant, use only Teflon tape or pipe lubricants safe for plastics. When used on semi-rigid or rigid drops, limit drop length to 96 inches (2.4 m) AND one foot (0.31 m) below trussing in span center. For ease of installation, retrofit packages may require chasing coupler threads with a tap.

DESCRIPTION	FNPT x (HB)	MNPT x (HB)	ST Adapter x (HB)	3/4" x 3/4" MNPT Nipple
PART NO.	10057	10148	9901	12291
BOX	13x13x17"	13x13x17"	13x13x17"	12x12x18"
QTY/BOX	625	725	800	400
LBS/BOX	33	36	38	20

DESCRIPTION	Gooseneck	Geeseneck	125°
PART NO.	12375-001 MNPT ; 12375-002 BARB	13520-001 MNPT ; 13520-002 BARB	13501-001 MNPT ; 13501-002 BARB
BOX	14x14x17"	14x14x17"	14x14x13"
QTY/BOX	75	75	75
LBS/BOX	24	24	19



COIL WEIGHT

Save a fitting with integrated Hose Barb x 3/4" MNPT connection. Optional plastic cover secures over coil to deter theft. Available in 0.85 lb and 1 lb. The in-line coil weight is for use with 3000 & 3030 Series Sprinklers. This low profile weight fits directly into a flexible drop hose secured with a clamp, above a Nelson regulator and/or sprinkler. This includes the plastic cover version of the 03000 and 03030 at 6, 10 or 15 psi (0.4, 0.7 or 1 bar) where the regulator must be installed directly on the coil weight. No additional weight is allowed with the weighted Orbitor.



MODULAR WEIGHT

The 1 lb. modular weight (#10130) fits onto the pressure regulator, but if pressure regulators are not used, the weight fits directly on the body of the sprinkler (not to be used with male thread (MT) 3030 bodies, Orbitor and Orbitor FX). The 1 lb. Modular Pivot Weight is designed for sprinklers operating at 20 PSI (1.4 BAR) and below.



THREADED WEIGHT ADAPTER

Use with Nelson 1 lb. modular weight and competitive integral weights.

DESCRIPTION	0.85 lb. Coil Weight (no cover)	1 lb. Coil Weight (w/cover)	1 lb. Modular Weight	Threaded Weight Adapter
PART NO.	13598	13597	10130	13262
BOX	12x12x8"	12x12x8"	12x12x5"	13x13x17"
QTY/BOX	25	25	48	400
LBS/BOX	23	26	52	37

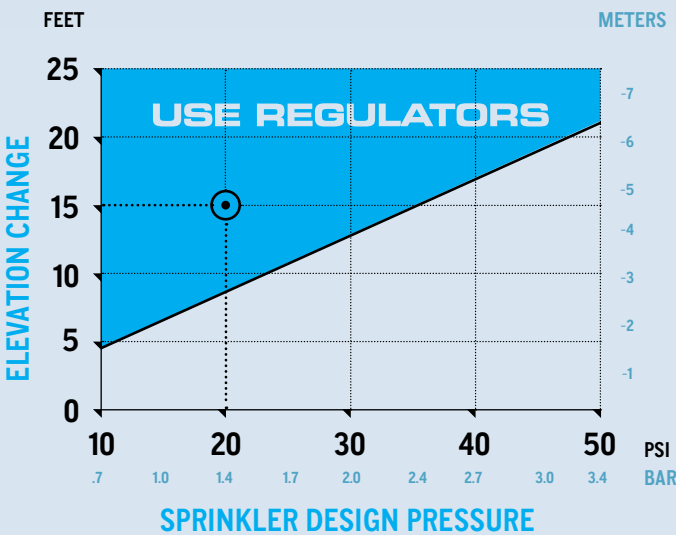
PRECISION ACCURACY IN TOUGH FIELD ENVIRONMENTS

THE BENEFITS OF REGULATORS INCLUDE UNIFORM DEPTH OF WATER APPLICATION, CONTROLLED SPRINKLER PERFORMANCE (DROPLET SIZE AND THROW DISTANCE), AND FLEXIBILITY IN SYSTEM OPERATION. CHOOSE FROM THE FIELD-PROVEN **UNI-FLO** OR THE NEW **ALL-FLO**.

HOW MUCH ELEVATION CHANGE IS ACCEPTABLE?

The graph below shows the point at which regulators will be required for a given design pressure and elevation change along the pivot. Notice that lower design pressure allows less elevation change before pressure regulators are recommended.

NOTE: Even if elevation changes do not require pressure regulators, you should consider them for their other advantages.



The Nelson Universal Pressure Regulator has a flow up to 12 GPM (2.7 M³/H) at 15 PSI (1.0 BAR) and above.

DESCRIPTION	Square Thread Uni-Flo	3/4" FNPT Uni-Flo
BOX	12x12x13"	12x12x13"
QTY/BOX	100	100
LBS/BOX	27	30

TECHNICAL TIPS FOR REGULATORS

IMPORTANT: Allow approximately 5 PSI (.35 BAR) extra pressure in order for the regulator to function properly. For example, the minimum design pressure for a 20 PSI (1.4 BAR) pressure regulator is 25 PSI (1.7 BAR).


IMPORTANT: If your system is designed with Nelson sprinklers, use Nelson Pressure Regulators. Individual manufacturers' pressure regulator performance varies. Interchanging could result in inaccurate nozzle selection.

UNI-FLO

	6 PSI (0.4 bar)	10 PSI (0.7 bar)	15 PSI (1.0 bar)	20 PSI (1.4 bar)	25 PSI (1.7 bar)	30 PSI (2.1 bar)	40 PSI (2.8 bar)	50 PSI (3.4 bar)
3/4" FNPT X SQUARE THREAD UNI-FLO	9572-001	9572-002	9572-003	9572-004	9572-005	9572-006	9572-007	9572-008
3/4" FNPT X 3/4" FNPT UNI-FLO	9491-001	9491-002	9491-003	9491-004	9491-005	9491-006	9491-007	9491-008



2020 
 NEW PRODUCT
 CONTEST Winner
 Irrigation Association



ACCURATE

- A large diaphragm means less force is required for the regulator to make small adjustments. That means better accuracy and more uniformity.

REDUCED PLUGGING

- The offset, steep-sloped seat is out of the flow path, preventing debris hang-up.
- The patented, angled plunger minimizes restrictions.

FULL NOZZLE RANGE

- The plunger has 52% more area than other regulators, which supports a wide flow range (0.5–20 gpm)
- One regulator fits the full pivot sprinkler nozzle range.

DESCRIPTION	Square Thread All-Flo	3/4" FNPT All-Flo
BOX	12x12x13"	12x12x13"
QTY/BOX	50	50
LBS/BOX	27	30

ALL-FLO PLUNGER HAS 52% GREATER FLOW AREA



ALL-FLO REGULATORS

	6 PSI (0.4 bar)	10 PSI (0.7 bar)	15 PSI (1.0 bar)	20 PSI (1.4 bar)	25 PSI (1.7 bar)	30 PSI (2.1 bar)	35 PSI (2.4 bar)	40 PSI (2.8 bar)	50 PSI (3.4 bar)
3/4" FNPT X SQUARE THREAD ALL-FLO	12616-006	12616-010	12616-015	12616-020	12616-025	12616-030	12616-035	12616-040	12616-050
3/4" FNPT X 3/4" FNPT ALL-FLO	12612-006	12612-010	12612-015	12612-020	12612-025	12612-030	12612-035	12612-040	12612-050

GO BEYOND.



R55VT

40-55'

(12-17m) @
15-60 PSI
(1.0-4.2 bar)

19 gpm-105 gpm
(4.2 m³/h-23.8 m³/h)



R75

50-70'

(15-21 m) @
25-60 PSI
(1.7-4.2 bar)

24 gpm-70 gpm
(5.4 m³/h-15.4 m³/h)

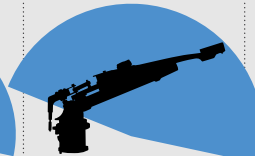


SR75

70-90'

(21-28 m) @
25-80 PSI
(1.7-5.5 bar)

30 gpm-160 gpm
(6.8 m³/h-36.3 m³/h)



SR100

90-120'

(28-37 m) @
40-80 PSI
(2.8-5.5 bar)

50 gpm-300 gpm
(11.4 m³/h-68.2 m³/h)

TYPICAL ADDED ACREAGE ON A 1/4-MILE PIVOT

Up to 10 acres
(4.0 ha)
irrigating full circle

Up to 6 acres
(2.4 ha)
corners only

Up to 13 acres
(5.3 ha)
irrigating full circle

Up to 7 acres
(2.8 ha)
corners only

Up to 17 acres
(6.9 ha)
irrigating full circle

Up to 9 acres
(3.6 ha)
corners only

Up to 23 acres
(9.3 ha)
irrigating full circle

Up to 11 acres
(4.5 ha)
corners only

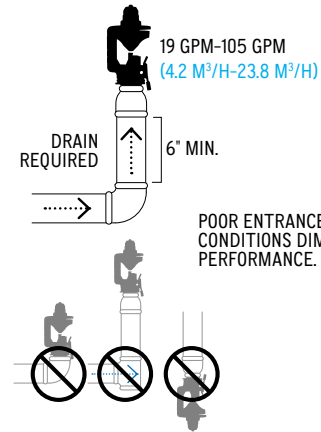


24

ADDITIONAL ACREAGE AT LOW PRESSURE

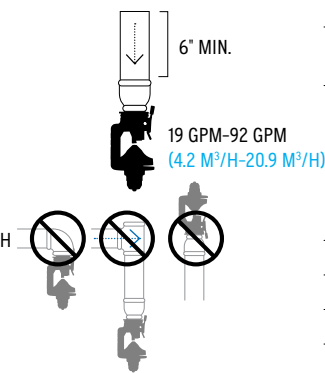
R55 VT

UPRIGHT MOUNTING
OPERATING PRESSURE MUST BE
15-60 PSI (1.0-4.2 BAR)



R55i VT

INVERTED MOUNTING
OPERATING PRESSURE MUST BE
15-60 PSI (1.0-4.2 BAR)



DESCRIPTION	R55 VT Body	R55i VT Body	Nozzle Assy
PART NO.	12885	12886	12679-0XX MNPT 12679-1XX MBSP
	For Upright Applications (Blue Plate)	For Inverted Applications (Green Plate)	*52 Purple -X52, *56 White -X56, *60 Red -X60, *65 Orange -X65, *70 Yellow -X70, *80 Green -X80, *90 Blue -X90
BOX	12x12x11"	12x12x11"	12x12x4"
QTY/BOX	9	9	24
LBS/BOX	14	14	8

Please note that radius is typically less for the inverted, green plate than for the blue plate. The R55 VT and R55i VT can be controlled using a Nelson 1000P Valve.

NEW! END SPRINKLER ADAPTER

FOR R55VT, R55i VT & R75 SPRINKLERS
Not to be used with impact sprinklers.



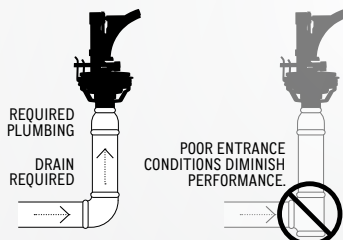
DESCRIPTION	2" MNPT x 1.25" FNPT	2" MBSP x 1.25" FBSP
PART NO.	13203-001 (Black)	13203-002 (Gray)
BOX	12x9x6"	12x9x6"
QTY/BOX	9	9
LBS/BOX	6	6



25

R75

This versatile, high-uniformity sprinkler is based on field-proven Rotator® Technology. The R75 and R75LP (low pressure option) help fill in the corners and gain added ground ... up to 70 feet (21 m).



DESCRIPTION	R75 Body	7TN Nozzle
PART NO.	11936-0XX MNPT 11936-1XX MBSP	12178-xxx
	*-x01 for 40-60 psi, 2.75-4 bar and *-x02 for LP Version 25-40 psi, 1.75-2.75 bar	*52 Beige -052,*56 Red -056,*60 Yellow -060,*64 Green -064 *68 Blue -068,*72 White -072
BOX	15x9x6"	8x8x5"
QTY/BOX	1	5
LBS/BOX	6	3


ORIGINAL BIG GUN®

SR100

50 GPM-300 GPM
(11.4 M³/H-68.2 M³/H)

SR75

30 GPM-160 GPM
(6.8 M³/H-36.3 M³/H)

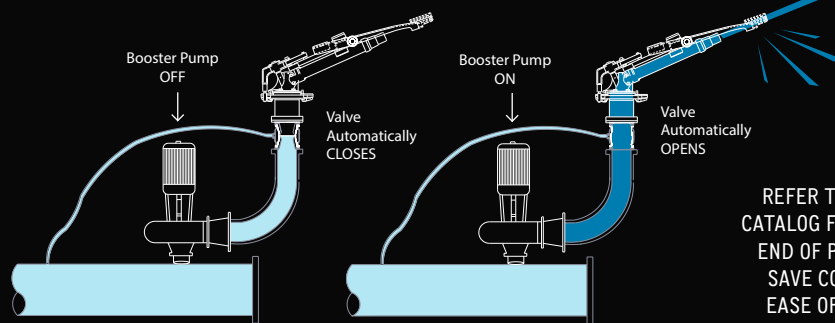


PIVOT GUN CONTROL VALVE

800P CONTROL VALVE
+ SR75 OR SR100

26

THE 2" VALVE IS NORMALLY CLOSED. WHEN THE BOOSTER PUMP IS TURNED ON, THE ADDED PRESSURE* CAUSES THE VALVE TO OPEN OPERATING THE GUN. NO OTHER ACCESSORY IS NEEDED.



*BOOSTER PUMP ADDED PRESSURE MUST BE 18 PSI (1.2 BAR) OR MORE.

REFER TO 1000 SERIES VALVE CATALOG FOR ALTERNATIVE 1000P END OF PIVOT OPTIONS WHICH SAVE COST WITH IMPROVED EASE OF MAINTENANCE AND SERVICEABILITY.

800P - 2" (50 MM) PIVOT END GUN VALVE (Booster Pump Controlled - no solenoid required) Medium Pressure sleeve (18-80 psi) includes ball drain/vent, 2 rubber drains, and 1/4" tube fitting in jacket

MODEL NO.	DESCRIPTION	PART NUMBER
800P	800P End Gun Valve, A2B12C3, no stud kit	13271-003
	800P End Gun Valve, A2B11C3, with stud kit	13271-001



2 x Rubber drain/plug
(1) #9800 Upstream - to release air
(1) #9800-100 Downstream - to drain gun



10753 Ball drain/vent
Installed in booster pump volute or valve jacket to prevent booster pump air lock





THE ORIGINAL BIG GUN®

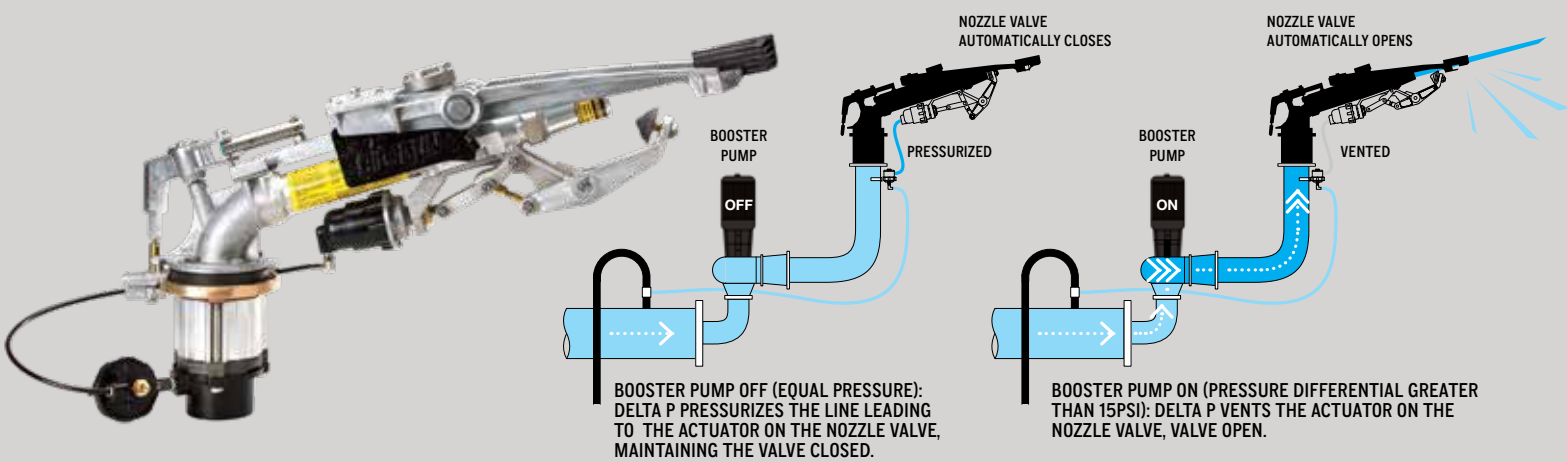
DESCR.	Part Circle – Slow Reverse (18")	Individual Taper Ring Nozzle (Specify Size)	Part Circle – Slow Reverse (18")	SR100 Nozzle Valve w/ Solenoid (110V or 24V) (18")	SR100 Nozzle Valve without Solenoid	SR100 Nozzle Valve w/ Delta P (less nozzle) 8211-316	Taper Bore Nozzle (Specify Size)	Purge Valve – 1.5" MNPT or 1.5" MBSP	Delta P Kit	2" FNPT Flange
MODEL NO.	SR75	TR75	SR100	SRNV100E	SRNV100H	SRNV100DP	100T	10474	12289	10356
BOX	32x9x15"		32x9x15"	32x9x15"	32x9x15"	32x9x15"		10474-001		
LBS/BOX	22	1/2	24	36	35	28	1/2	6		3

PROBLEM

"I have to frequently manually flush the end of my pivot to prevent it from filling with sand and mud."



"Install a purge valve at the end of the center pivot for automatic flushing at start up and shut down. During system start up, the purge valve is open until the end pressure reaches approximately 8 psi. If at any time the end pressure drops below 8 psi, the valve will open."



SRNV100 BIG GUN® NOZZLE VALVE

The SRNV100 is the standard SR100 Big Gun® configured with a simple mechanical valve which can be either hydraulically or electrically controlled and linked to the pivot control system. The nozzle valve improves end gun performance and efficiency by eliminating pressure loss, turbulence, and debris hang-up typical of other end gun control valves.

DELTA P KIT

The Delta P can be paired with the SRNV100 to further improve reliability by eliminating the need for a costly solenoid. The Delta P automatically opens and closes the nozzle valve by sensing pressure upstream and downstream of the booster pump.



LUCKY 7

SPINNER

ROTATOR®



28

NELSON'S 7 SERIES MICRO SPRINKLERS can transform from one sprinkler type to another. Each sprinkler type uses the same adapters, stake & tube assemblies, body and nozzles. Therefore, each shares in the benefits of low pressure operating flow control nozzles, quick clean technology, and easy change nozzles. Additionally the same accessories such as stream splitters and PVC stake & tube assemblies can be used with each sprinkler type. R7 Rotator® coming soon!




**FLOW REGULATION
AT LOWER PRESSURE**

7FC flow control nozzles are flow regulating from 15-50 PSI.



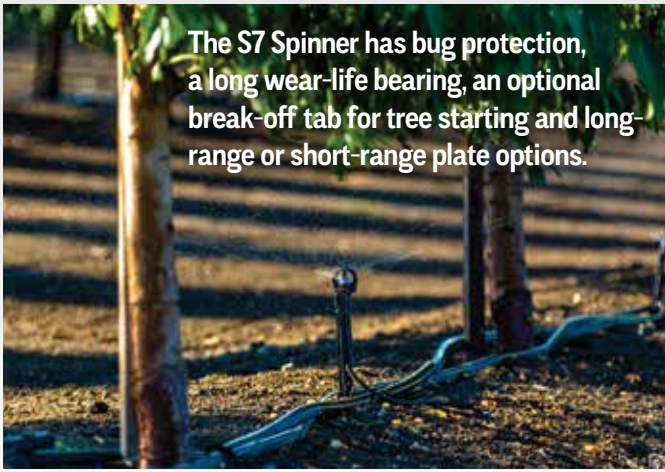
**QUICK-CLEAN
TECHNOLOGY**

Simply turn, flush and reconnect sprinkler — save time and money by reducing labor.



**SUPERIOR
WEAR LIFE**

Designed with heavy-duty, stainless steel ball at the top of the spin plate, ensuring durability and longevity.



The S7 Spinner has bug protection, a long wear-life bearing, an optional break-off tab for tree starting and long-range or short-range plate options.

S7 SPINNER

NOZZLE	7FC NOZZLE
*30 Black	*09 (8.5) GPH Orange
*35 Orange	*11 GPH Blue
*40 Blue	*14 GPH Purple
*45 Purple	*18 GPH Yellow
*50 Green	*24 GPH Red
*55 Yellow	
*60 Light Red	
*65 Gray	
*70 White	
*78 Dk. Blue	



STANDARD **12890-XXXX**
FLOW CONTROL **12891-XXXX**

BLUE PLATE	PURPLE PLATE	BLACK PLATE	TAN PLATE
Without Deflector Tab = 21	Without Deflector Tab = 23	Without Deflector Tab = 25	Without Deflector Tab = 27
With Deflector Tab = 22	With Deflector Tab = 24	With Deflector Tab = 26	With Deflector Tab = 28

PLATE DESCRIPTIONS:

(Please see the S7 Literature for recommended pressures.)

BLUE: Greatest throw radius, recommended with all nozzles except *30 and *35.*

PURPLE: For low pressure and low flow, recommended with only *30, *35, and 8.5 FC nozzles.

BLACK: Short radius and flat trajectory, use with *30 to *60, and 8.5, 11, 14, 18 and 24 FC nozzles.

TAN: Short radius and flat trajectory, call Factory for recommended nozzles.

DESCRIPTION	Standard S7 Assy including Plate & Nozzle	S7 Assembly including Plate & FCN Nozzle	QC x 1/2 MNPT 13064-001	QC x 3/8 MNPT 13064-002
BOX	12x12x10"	12x12x10"	12x12x10"	12x12x10"
QTY/BOX	600	600	1400	1500
LBS/BOX	17	17	14	15



Standard Spinner Top
(Blue) 12727-002



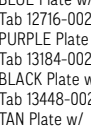
S7 Body
12924



BLUE Plate w/o Tab 12716-001



PURPLE Plate w/o Tab 13184-001



BLACK Plate w/o Tab 13448-001



TAN Plate w/o Tab 13729-001



Flow Control
7FC Nozzle
12720-0xx

*(xx = 8.5 (09), 11, 14, 18, & 24 GPH)



Standard
ITN Nozzle
12721-0xx

*(xx = 35, 40, 45, 50, 55, 60, 65, 70, 78)



QC x 1/2
MNPT
13064-001



QC x 3/8
MNPT
13064-002



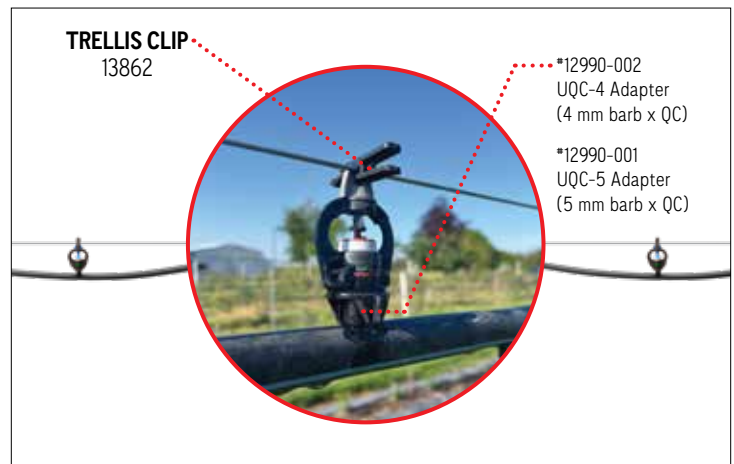
QC x Acme
with Screen
(Connects
to 1/2 PVC-4,
1/2 PVC-5,
FT2, FT3)
12972



QC x Acme
NO Screen
(Connects
to 1/2 PVC-4,
1/2 PVC-5,
FT2, FT3)
12929



Adapter for
SuperNet Stake,
QC x .256" OD Tube
12882-001



Use the Trellis clip to hang the R7 or S7 from a 10 to 14 gauge trellis wire. This mounting also requires the UQC-4 or UQC-5 Adapter. Contact the Nelson Factory for installation instructions.

INTRODUCING THE NEW QC UNIVERSAL MOUNTING CONFIGURATIONS

Universal Stake and Tube Assemblies for the 7 Series and 10 Series Rotator sprinklers provide lower cost options. For every option, assembly parts are ordered separately as follows:

FOR FIBERGLASS OR STEEL STAKE ASSEMBLY OPTIONS ORDER:

1. Adapter and Tube Assembly (options are UQC-4, UQC-5 or UA-5)
2. Rod Stake Adapter #13608
3. A Steel or Fiberglass Stake

FOR PVC STAKE ASSEMBLY OPTIONS ORDER:

1. Adapter and Tube Assembly (options are UQC-4, UQC-5 or UA-5)
2. PVC Stake


FOR HANGING ON A FLEXIBLE TUBE (S7 ONLY) ORDER:

1. Adapter and Tube Assembly (options are UQC-4, & UQC-5)
2. Hanging Bracket #13395 (note a PVC weight is not supplied by NIC)

FOR HANGING S7 OR R7 DIRECTLY ON A TRELLIS WIRE ORDER:

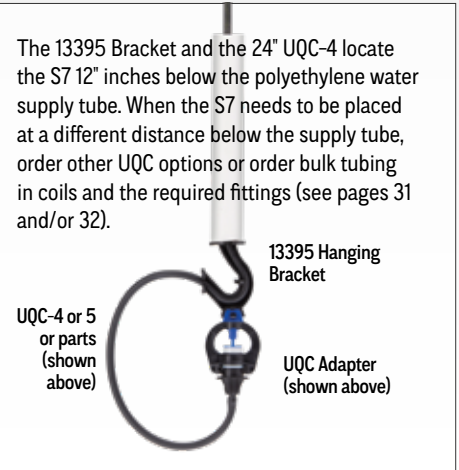
1. UQC-4 Adapter #12990-002
2. Trellis Clip #13862

ALL REQUIRE: UQC-4/5 ASSEMBLY OR PARTS



UQC-4 (13092-xxx) & UQC-5 (13091-xxx) configurations include a UQC Adapter and Tube & LTO Assembly.


OPTION 1: HANGING CONFIGURATION



The S7 Hanging Bracket (13395) is required to hang the S7. This configuration is a great solution for organic orchardists.

30


OPTION 2: ROD STAKE CONFIGURATION



Rod Stake Option requires Universal Rod Stake Adapter (13608) and Steel or Fiberglass Stake. Use Universal Steel Stake Install Tool (14000) to protect assembly while pounding stake into ground.

Page 31

OPTION 3: PVC STAKE CONFIGURATION



Choose from 16" or 22" PVC stake.

UQC-4 & UQC-5 UNIVERSAL SYSTEM

The new universal mounting system is another step in making the 7 Series the best micro-irrigation system out there. Choose tubing assembly parts or assemblies (UQC-4 or 5) and PVC stake/rod stake or hanging components.

(4 MM) UQC-4, ADAPTER & LTO ASSEMBLY (13092-XXX*) & PARTS

DESCRIPTION	Adapter, UQC-4, 4 mm Tube x QC	TUBE & LTO ASSEMBLY					UQC-4*, ADAPTER & LTO ASSY				
		4 mm x 12" (30 cm)	4 mm x 18" (45 cm)	4 mm x 24" (61 cm)	4 mm x 30" (76 cm)	4 mm x 48" (122 cm)	4 mm x 12" (30 cm) Tube	4 mm x 18" (46 cm) Tube	4 mm x 24" (61 cm) Tube	4 mm x 30" (76 cm) Tube	4 mm x 48" (122 cm) Tube
PART NO.	12990-002	9960-912	9960-918	9960-924	9960-930	9960-948	13092-012	13092-018	13092-024	13092-030	13092-048

*QC-4 includes the 9960-9xx and the 12900-002 4 mm QC adapter

(5 MM) UQC-5, ADAPTER & LTO ASSEMBLY (13091-XXX**) & PARTS

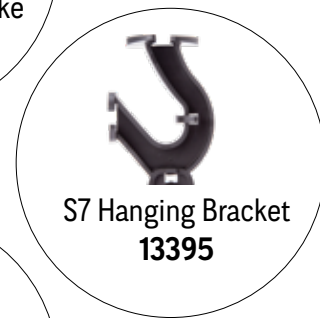

DESCRIPTION	Adapter, UQC-5, 5 mm Tube x QC	TUBE & LTO ASSEMBLY		UQC-5**, ADPT & LTO ASSY	
		5 mm x 30" (76 cm)	5 mm x 48" (122 cm)	5 mm x 30" (76 cm) Tube	5 mm x 48" (122 cm) Tube
PART NO.	12990-001	11283-030	11283-048	13091-030	13091-048

**UQC-5 includes the 11283-0xx and the 12900-001 5 mm QC adapter



ROD STAKES & ADAPTER

DESCRIPTION	Universal Rod Stake Adapter (for 6.3mm & 8mm Stakes)	Stake Steel, 1/4" (6.3mm) x 24" (61 cm)	Stake Fiberglass, 1/4" (6.3 mm) x 24" (61 cm)
PART NO.	13608	9726-024	10040-024



PVC STAKE OPTIONS

DESCRIPTION	Stake, PVC with hole, 1/2" x 16" (40 cm)	Stake, PVC with hole, 1/2" x 22" (56 cm)
PART NO.	11259-216	11259-222



4 & 5 MM STAKE & TUBE OPTIONS FOR THE S7



4 MM ASSEMBLIES MAX. FLOW LIMIT = 20 GPH (76 LPH)
5 MM ASSEMBLIES MAX. FLOW LIMIT = 40 GPH (151 LPH)



1/2" PVC-4 QC (4 MM) STAKE & TUBE ASSEMBLY (#13090-2XXXX) & PARTS

DESCRIPTION	Adapter, UQC-4, 4 mm Tube x QC	TUBE & LTO ASSEMBLY		1/2" PVC-4 QC		
		4 mm x 30" (76 cm)	4 mm x 48" (122 cm)	16" Stake x 4 mm x 30" (76 cm) Tubing	22" Stake x 4 mm x 30" (76 cm) Tubing	16" Stake x 4 mm x 48" (76 cm) Tubing
PART NO.	12990-002	9960-930	9960-948	13090-21630	13090-22230	13090-21648



1/2" PVC-5 QC (5 MM) STAKE & TUBE ASSEMBLY (#13089-2XXXX) & PARTS

DESCRIPTION	Adapter, UQC-5, 5 mm Tube x QC	TUBE & LTO ASSEMBLY		1/2" PVC-5 QC		
		5 mm x 30" (76 cm)	5 mm x 48" (122 cm)	16" Stake x 5 mm x 30" (76 cm) Tubing	22" Stake x 5 mm x 30" (76 cm) Tubing	22" Stake x 5 mm x 48" (76 cm) Tubing
PART NO.	12990-001	11283-030	11283-048	13089-21630	13089-22230	13089-22248

NOTE: The 1/2 PVC-5 (page 39) can also be used with the S7 sprinkler. *12972 QC x Female ACME adapter is required.

16" QC4 (4 MM) STAKE & TUBE ASSEMBLY (#12983-0XX) & PARTS

DESCRIPTION	QC4 Stake for 4 mm tubing	TUBE & LTO ASSEMBLY		QC4, STAKE & TUBE ASSY	
		4 mm x 30" (76 cm)	4 mm x 48" (122 cm)	16" Stake x 30" (76 cm) 4 mm Tube	16" Stake x 30" (76 cm) 4 mm Tube
PART NO.	12981-002	9960-930	9960-948	12983-030	12983-048

Use QC Stake Install Tool 13429 to pre-drill holes for the QC4 and QC5 stakes. This ensures that the stakes will be installed without any bending and in an upright position.

16" QC5 (5 MM) STAKE & TUBE ASSEMBLY (#12982-0XX) & PARTS

DESCRIPTION	QC5 Stake for 5 mm tubing	TUBE & LTO ASSEMBLY		QC5, STAKE & TUBE ASSY	
		5 mm x 30" (76 cm)	5 mm x 48" (122 cm)	16" (40 cm) Stake x 30" (76 cm) 5 mm Tube	16" (40 cm) Stake x 48" (122 cm) 5 mm Tube
PART NO.	12981-001	11283-030	11283-048	12982-030	12982-048

TOOLS & PARTS FOR S7, J7 STAKE & TUBE ASSEMBLIES

DESCRIPTION	PART NO.
Tube, 4 mm x 1000' (305 m) Coil	10081-002
Tube, 4 mm x 328' (100 m) Coil	10081
Punch Tool, 4 mm Green	10997
Coupler, 4 mm Barb x 5 mm Barb	13142
LTO, 4 mm, Barb x Barb	10080
Tube & LTO Assembly, 4 mm x 30" (76 cm)	9960-930
Goof plug, 4 mm LTO & 5 mm LTO (Order in multiples of 6)	13435

Tube, 5 mm x 1000' (305 m) Coil	9284
Tube, 5 mm x 328' (100 m) Coil	9284-002
Punch Tool, 5 mm Red	9349
LTO, 5 mm, Barb x Barb	12023
Tube & LTO Assembly, 5 mm x 72" (183 cm)	11283-072
Stake installation Tool, QC4/QC5/FT3	13429

MICRO + FULL COVERAGE IRRIGATION / R5 ROTATOR®

R5



9836-XXX

PLATE
Green 9° = 1
Wine 5° = 2
Blue 6° = 3

NOZZLE
*35 Orange
*40 Blue
*45 Purple
*50 Green
*55 Yellow

FLOW CONTROL NOZZLE
*09 (8.5) GPH Orange
*11 GPH Blue
*14 GPH Purple
*18 GPH Yellow
*24 GPH Red

DESCRIPTION	Standard R5 Assembly including Plate & Nozzle	R5 Assembly including Plate & FCN Nozzle
PART NO.	9836-XXX	9836-XXX
BOX	12x12x5"	12x12x5"
QTY/BOX	1000 (200/bag)	1000 (200/bag)
LBS/BOX	7	7

Specify plates and nozzles from above left.

DESCRIPTION	Acme x Drip Configuration	R5 Deflector Cap (Shown on R5 w/ 10616)	R5 1-Sided Stream Splitter (Shown on R5 w/ 10616)	R5 2-Sided Stream Splitter (Shown on R5 w/ 10616)	1/2" Female Acme x R5 adapter	R5 Installation Tool
PART NO.	12431	10951	10746	10976	10616	11108
	Female acme x barbed tee to alternate Rotator sprinklers & drip. (500/box, 6 lbs./box, 12x12x5")	Reduce the R5 radius down to 3-4 feet (0.9-1.2 m) for watering newly planted trees.	Protects tree trunks – use when R5s are mounted 2-4 feet (0.6-1.2 m) from a tree.	Protects tree trunks – use when R5 Rotators are centered between two trees.	Connect the R5 sprinkler to Acme Adapter threads.	Make installing the R5 sprinkler simple.

4 MM STAKE & TUBE OPTIONS FOR THE R5

4 MM ASSEMBLIES MAX. FLOW LIMIT = 20 GPH (76 LPH)
5 MM ASSEMBLIES MAX. FLOW LIMIT = 40 GPH (151 LPH)

FT-01 STAKE & TUBE ASSEMBLY (#1074X-0XX) & PARTS



DESCRIPTION	Tube & LTO Assembly, 4mm x 24" (61 cm)	Tube & LTO Assembly, 4 mm x 30" (76 cm)	Tube & LTO Assembly, 4 mm x 36" (91 cm)	Stake 12" (300 mm)	Stake 17.5" (450 mm)	FT-01 Stake & Tube Assy 12" Stake x 24" 4 mm Tube	FT-01 Stake & Tube Assy 12" Stake x 36" 4 mm Tube	FT-01 Stake & Tube Assy 17" Stake x 36" 4 mm Tube
PART NO.	9960-924	9960-930	9960-936	10847	10848	10745-024	10745-036	10744-036
	4 mm Barb Assembly	4 mm Barb Assembly	4 mm Barb Assembly	Stake 12" (300 mm)	Stake 17.5" (450 mm)	4 mm x 24" Tube w/Barb	4 mm x 36" Tube w/Barb	4 mm x 36" Tube w/Barb

30" feedtube not available as stake assembly. The FT-02 assembly for the inverted mount of the R5 requires Adapter, Feedtube & LTO, (2) Hanger Rod Clips and a Fiberglass Plastic Rod Stake or Steel Rod Stake.

TOOLS & PARTS FOR 4 MM ASSEMBLIES

DESCRIPTION	PART NO.
Tube, 4 mm x 328' (100 m) Coil	10081
Tube, 4 mm x 1000' (305 m) Coil	10081-002
Punch Tool, 4 mm Green	10997
Stake Installation Tool for the 6.3 mm Stake	10287
LTO, 4 mm, Barb x Barb	10080
Goof plug, 4 mm LTO & 5 mm LTO (Order in Multiples of 6)	13435
Hanger Rod Clip (2 required for inverted mounting)	9987
Coupler, 4 mm Barb x 5 mm Barb	13142
Adapter, FT-02/FT-03, 4 mm Tube x R5 x Rod Stake	10136

FULL COVERAGE IRRIGATION / ROTATOR® SPRINKLERS

ROTATOR® TECHNOLOGY

CHOOSE A MODEL BASED ON TRAJECTORY, FLOW AND/OR THROW.

	R5	R10	R10T	R2000	R2000WF/LP	R33-NV/ R33LP-NV
34						
FLOW	9 to 29 GPH 34 to 110 LPH	0.3 to 0.7 GPM 68 to 159 LPH	0.6 to 2.1 GPM 136 to 477 LPH	0.7 to 3.5 GPM 159 to 795 LPH	0.9 to 5.7 GPM 204 to 1295 LPH	2.9 to 11.1 GPM 659 to 2521 LPH
RADIUS	7 to 18' 2.1 to 5.5 m	18 to 27' 5.5 to 8.2 m	20 to 33' 6.1 to 10.1 m	21 to 37' 6.4 to 11.3 m	31 to 45' 9.4 to 13.7 m	37 to 51' 11.3 to 15.5 m
TRAJECTORY	6°, 9° & Inverted 6°	9° & 15°	9°, 15° & 24°	6°, 9°, 12°, 15° & 24°	25°	25°

CHOOSE FROM THESE ROTATOR® SPRINKLERS FOR UNDER-TREE IRRIGATION AND ENVIRONMENTAL CONTROL OF TREE FRUIT, VINE, TREE NUT CROPS (USE LOW TRAJECTORY PLATES) — AND OVERHEAD IRRIGATION, COOLING AND ENVIRONMENTAL CONTROL IN TREE, VINE, SMALL FRUIT AND NURSERY CROPS.

SYSTEM TYPES INCLUDE SOLID SET USING EITHER PVC PIPE OR POLYETHYLENE PIPE LATERALS, AND PORTABLE PIPES INCLUDING ALUMINUM, POLYETHYLENE AND PVC.

OVERHEAD IRRIGATION, COOLING AND ENVIRONMENTAL CONTROL FOR NURSERY CROPS, TREE, VINE, SMALL FRUIT AND BERRY CROPS. REVEGETATION, MINING AND OTHER SPECIALTY USES. SYSTEM TYPES INCLUDE: PORTABLE PIPE SUCH AS ALUMINUM, POLYETHYLENE, AND PVC. SIDE ROLL AND PERMANENT SOLID SET SYSTEMS.

PROBLEM

"I'm putting in some hazelnut trees, and I'd like to plant strawberries as a cover crop to have an income before the hazelnuts start producing.

SOLUTION

"The R10 or R10T is a perfect fit for hazelnut orchards. A low application, full coverage irrigation system is ideal for trees and growing a cover crop.

INTRODUCING THE REVOLUTIONARY NEW ...

R2000 FX

THIS OFF-AXIS SPRINKLER IS TURNING HEADS AS A LOW PRESSURE PERFORMER!

The R2000FX is a low pressure sprinkler that delivers greater radius of throw and the benefit of flow control nozzles to the low pressure market segment. It combines Nelson Irrigation's proven Rotator® Technology with off-axis plate motion to deliver low-pressure operation with unparalleled reach.



Plate	PART NUMBER	TRAJECTORY	Nozzle (GPM / LPH)		20-35 psi	1.5-2.5 bar	
					Radius in feet	Radius in meters	
GRAY	13223-7100	24°	1.0	227	33-36	10.1-11.0	
	13223-7125		1.25	284			
	13223-7150		1.5	341			
BLUE	13223-7175		1.75	397	36-40		
	13223-7200		2.0	454			
	13223-7250		2.5	568			
PURPLE	13223-7300	3.0	681	26-30	7.9-9.1		
	13223-2100	1.0	227				
	13223-2125	1.25	284				
RED	13223-2150	1.5	341			29-32	8.8-9.8
	13223-2175	1.75	397				
	13223-5100	1.0	227				
RED	13223-5125	1.25	284	29-32	8.8-9.8		
	13223-5150	1.5	341				
	13223-5175	1.75	397				

DESCRIPTION	R2000FX
BOX	12x12x8"
QTY/BOX	50
LBS/BOX	10

R10












9913-XXXX

THREAD
3/8" = 0
1/2" = 1
Acme = 2

PLATE
Red = 1
White = 2
Orange = 7

EXAMPLE:
R10 Rotator®
with 1/2" Thread (1),
White Plate (2) and Red
#60 Nozzle (60) =
#9913-1260

PLATE OPTIONS	NOZZLE OPTIONS	FLOW @ 35 PSI (2.5 BAR)
P2  P2 9° Red *9460	 Lt. Blue *40 *9306-040	0.28 GPM (64.7 LPH)
	 Lt. Purple *45 *9306-045	0.35 (80.6)
	 Dk. Green *50 *9306-050	0.43 (99.4)
	.35 10FC	0.35 (79.8)
	.43 10FC	0.43 (99.4)
P4  P4 9° White *9208  P4 15° Orange *10882	 Dk. Green *50 *9306-050	0.43 (99.4)
	 Lt. Yellow *55 *9306-055	0.52 (120)
	 Lt. Red *60 *9306-060	0.61 (141)
	.50 10FC	0.50 (114)

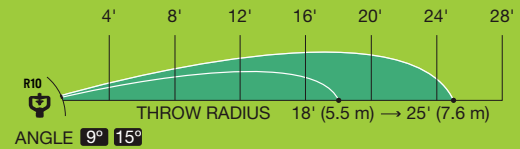
Assembled R10 Body, Plate & Flow Control Nozzle

9587-351	R10 1/2", P2 9° RED PLATE, .35 10FC
9587-352	R10 ACME, P2 9° RED PLATE, .35 10FC
9587-431	R10 1/2", P2 9° RED PLATE, .43 10FC
9587-432	R10 ACME, P2 9° RED PLATE, .43 10FC
9587-501	R10 1/2", P4 9° WHITE PLATE, .50 10FC
9587-502	R10 ACME, P4 9° WHITE PLATE, .50 10FC
9587-601	R10 1/2", P4 15° ORANGE PLATE, .50 10FC
9587-602	R10 ACME, P4 15° ORANGE PLATE, .50 10FC

Flow in GPM (LPH).

ULTRA-RELIABLE, LOW-VOLUME SPRINKLERS

Filling the need for small, low-volume sprinklers that perform reliably in the mid-range between micro and a regular size sprinkler, R10 & R10T Rotators are right on target.



36

R10T



9914-XXXX

THREAD
3/8" = 0
1/2" = 1
Acme = 2

PLATE
Blue = 3
Purple = 4
Brown = 5
Gold = 6

EXAMPLE:
R10T Rotator®
with Acme Thread (2),
Brown Plate (5) and
Purple #12 Nozzle (94) =
#9914-2594

PLATE OPTIONS	NOZZLE OPTIONS	FLOW @ 35 PSI (2.5 BAR)
P6  P6 9° Blue *9350  P6 15° Purple *9723	 Gray *65 / #8.3 *9306-065	0.72 GPM (166LPH)
	 White *70 / #9 *9306-070	0.83 (192)
	 Dk. Blue *78 / #10 *9306-078	1.05 (242)
P8  P8 15° Gold *10684  P8 24° Brown *10601	.75 10FC	0.75 (170)
	1.0 10FC	1.00 (227)
	 Orange *86 / #11 *9306-086	1.27 (294)
	 Purple *94 / #12 *9306-094	1.50 (347)
	 Yellow *102 / #13 *9306-102	1.78 (411)
	1.25 10FC	1.25 (284)
	1.50 10FC	1.50 (341)
Dk. Blue *10 and 1.0 10FC for use with P8 24° plate only.	*10 = 1.05 (242) 1.0 10FC = 1.00 (227)	

Assembled R10T Body, Plate & Flow Control Nozzle

9587-754	R10T 1/2", P6 15° PURPLE PLATE, .75 10FC
9587-851	R10T 1/2", P6 15° PURPLE PLATE, 1.00 10FC
9587-757	R10T 1/2", P6 9° BLUE PLATE, .75 10FC
9587-759	R10T 1/2", P6 9° BLUE PLATE, 1.00 FC
9587-1128	R10T 1/2", P8 15° GOLD PLATE, 1.25 10FC
9587-1153	R10T 1/2", P8 15° GOLD PLATE, 1.50 10FC
9587-1101	R10T 1/2", P8 24° BROWN PLATE, 1.00 10FC
9587-1126	R10T 1/2", P8 24° BROWN PLATE, 1.25 10FC
9587-1151	R10T 1/2", P8 24° BROWN PLATE, 1.50 10FC
9587-755	R10T ACME, P6 15° PURPLE PLATE, .75 10FC
9587-850	R10T ACME, P6 15° PURPLE PLATE, 1.00 10FC
9587-756	R10T ACME, P6 9° BLUE PLATE, .75 10FC
9587-758	R10T ACME, P6 9° BLUE PLATE, 1.00 10FC
9587-1127	R10T ACME, P8 15° GOLD PLATE, 1.25 10FC
9587-1152	R10T ACME, P8 15° GOLD PLATE, 1.50 10FC
9587-1100	R10T ACME, P8 24° BROWN PLATE, 1.00 10FC
9587-1125	R10T ACME, P8 24° BROWN PLATE, 1.25 10FC
9587-1150	R10T ACME, P8 24° BROWN PLATE, 1.50 10FC

Flow in GPM (LPH).

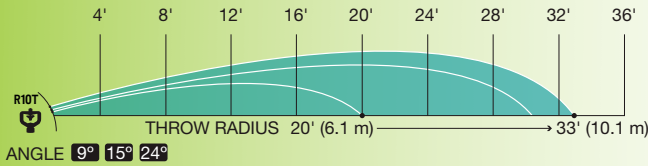
R10/R10T

ROTATOR® SPRINKLERS



DESCRIPTION	Body Assembly – Less Nozzle & Plate	Plate P2 9°, P4 9°, P4 15°, P6 9°, or P6 15°	Plate P8 15° or P8 24°	2TN Nozzle (Nozzle options *40 to *102)	Body, Plate & 2TN Nozzle (Specify 3/8", 1/2" or Acme)	Body, P8 24° or P8 15° Plate & 2TN Nozzle	Body, Plate & 10FC Nozzle (Specify 1/2" or Acme)	Body, P8 24° or P8 15° Plate & 10FC Nozzle	Adapter (Male Acme x 3/8", 1/2" or 3/4" MNPT)	PVC Adapter (Male Acme x 1/2", 3/4" or 25 mm Slip)
BOX	12x12x11"	12x12x5"	12x12x5"	12x12x5"	12x12x11"	12x12x11"	12x12x11"	12x12x11"	14x14x9" (or 13")	14x14x13"
QTY/BOX	400	2500	2500	1200	400	400	400	400	1000 (100/bag)	500
LBS/BOX	11	9	9	4	14	14	15	15	17/20/26	20/25/24

R10 sprinklers ordered less nozzle or less nozzle and plate are only in box quantities of 400.



STAKE AND TUBE OPTIONS FOR ANY APPLICATION. SEE PAGES 38-39, 42.

UA5; FT2; FT3; 1/2 PVC-5; 3/4 PVC-5; FT4; 3/4 PVC-10; FT5



ACCESSORIES

37



R10 One-Sided Stream Splitter



R10 Two-Sided Stream Splitter



Low Angle Road Guard



High Angle Road Guard

DESCRIPTION	R10 One-Sided Stream Splitter	R10 Two-Sided Stream Splitter	Low Angle Road Guard	High Angle Road Guard
PART NO.	11285	11275	9590-030	9879
	Protect adjacent tree trunks by creating a small wedge shape in the wetted pattern.	Protect adjacent tree trunks by creating a small wedge shape in the wetted pattern.	Snap on to convert to part-circle operation (irrigates 200"). (300/box, 13 lbs./box, 13x13x17")	Snap on to convert to part-circle operation (irrigates 200"). (325/box, 14 lbs./box, 13x13x17")



1/2" Male Acme X PVC Socket Adapter



1/2" Male Acme X MNPT Adapter



1/2" Acme Cap



1/2" Female Acme X 1/2" PVC Spigot



1/2" Female x 1/2" Male Acme Pressure Gauge Tap Kit

DESCRIPTION	1/2" - 10060-001 3/4" - 10060-002 25 mm - 10060-003	3/8" - 9465 1/2" - 9316-002 3/4" - 9466	10615	10352	10366-001 0-60 PSI 10366-002 0-100 PSI 10366-003 0-160 PSI	10367 Kit without gauge
PART NO.						
			Connects to Acme thread and acts as a shut-off cap.	Enables easy attachment to a PVC riser. (300/box, 5 lbs./box, 8x8x6")		

INTRODUCING THE NEW UA-5 UNIVERSAL MOUNTING CONFIGURATIONS



ALL REQUIRE: UA-5 ASSEMBLY OR PARTS



(5 MM) UA-5, ADAPTER & LTO ASSEMBLY (13693-XXX) & PARTS

DESCRIPTION	Adapter, UA-5, 5mm Tube x 1/2" Acme	TUBE & LTO ASSEMBLY		UA-5**, ADPT & LTO ASSY	
		5 mm x 30" (76 cm)	5 mm x 48" (122 cm)	5 mm x 30" (76 cm) Tube	5 mm x 48" (122 cm) Tube
PART NO.	13099	11283-030	11283-048	13693-030	13693-048

ROD STAKE OPTIONS & ADAPTER

DESCRIPTION	Universal Rod Stake Adapter (for 6.3mm & 8mm Stakes)	Stake Steel, 1/4" (6.3mm) x 24" (61 cm)	Stake Fiberglass, 1/4" (6.3 mm) x 24" (61 cm)
PART NO.	13608	9725-024	10040-024

PVC STAKE OPTIONS

DESCRIPTION	Stake, PVC with hole, 1/2" x 16" (40 cm)	Stake, PVC with hole, 1/2" x 22" (56 cm)
PART NO.	11259-216	11259-222

UA-5 (13693-xxx) configurations include a UA-5 Adapter and Tube & LTO Assembly.

OPTION 1: ROD STAKE CONFIGURATION

13608 Rod Stake Adapter

(shown above) Stake

Shown Assembled

Rod Stake Option requires Universal Rod Stake Adapter (13608) and Steel or Fiberglass Stake. Use Universal Steel Stake Install Tool (14000) to protect assembly while pounding stake into ground.

Page 31

OPTION 2: PVC STAKE CONFIGURATION

(5 mm) UA-5, Adapter & LTO Assembly 13693-0xx

11259-216 or 11259-222 PVC Stake

Choose from 16" or 22" PVC stake.

**5 MM ASSEMBLIES
MAX. FLOW LIMIT =
0.67 GPM (151 LPH)**
TO CONNECT THE S7, *12972
ADAPTER IS REQUIRED.
TO CONNECT THE R5, *10616
ADAPTER IS REQUIRED.

5 MM STAKE & TUBE OPTIONS FOR THE R5 & R10



FT3 STAKE & TUBE ASSEMBLY (#13154-0XX) & PARTS

DESCRIPTION	Stake, FT3, 16", Acme to 5mm Tubing	TUBE & LTO ASSEMBLY		FT3, STAKE & TUBE ASSY	
		5 mm x 30" (76 cm)	5 mm x 48" (122 cm)	16" Stake x 30" (76 cm) 5 mm Tube	16" Stake x 48" (122 cm) 5 mm Tube
PART NO.	13153	11283-030	11283-048	13154-030	13154-048



FT2 ADAPTER & LTO ASSEMBLY (#9741-0XX) & PARTS

DESCRIPTION	Adapter, FT2/FT4/ FT5, 5 & 10 mm Tube x 1/2" Acme	Stake Steel, 1/4" (6.3 mm) x 24" (61 cm)	Stake Fiberglass, 1/4" (6.3 mm) x 24" (61 cm)	FT2, ADAPTER & LTO ASSEMBLY*			
				5 mm x 30" (76 cm) Tube	5 mm x 48" (122 cm) Tube	5 mm x 72" (183 cm) Tube	5 mm x 96" (244 cm) Tube
PART NO.	9677	9726-024	10040-024	9741-030	9741-048	9741-072	9741-096

*Does not include stake



1/2 PVC-5 STAKE & TUBE ASSEMBLY (#11284-2XXXX) & PARTS

DESCRIPTION	Adapter Assy, 1/2" Male Acme - 1/2 PVC-5 (R5/10)	TUBE & LTO ASSEMBLY		1/2 PVC-5 STAKE & TUBE ASSEMBLY		
		5 mm x 30" (76 cm)	5 mm x 48" (122 cm)	16" Stake x 30" (76 cm) 5 mm Tube	22" Stake x 30" (76 cm) 5 mm Tube	16" Stake x 48" (122 cm) 5 mm Tube
PART NO.	11271	11283-030	11283-048	11284-21630	11284-22230	11284-22248
	5 mm Compression x Male Acme (Black)			Hole 5.5" from top, PVC Stake Adapter, 5 mm x 30" Tube w/ Barb	Hole 11.3" from top, PVC Stake Adapter, 5 mm x 30" Tube w/ Barb	Hole 11.3" from top, PVC Stake Adapter, 5 mm x 48" Tube w/ Barb

39

FT1 REPAIR PARTS (5 MM)

DESCRIPTION	PART NO.
FT1 Collar Adapter 3/8" FNPT	9262
Tube, 5 mm x 30" (76 cm)	9284-030
LTO, 5 mm, Compression x Barb	9305
LTO, 5 mm, Barb x Barb	12023
Tube & LTO Assembly, 5 mm x 30" (76 cm)	11283-030
Tube & LTO Assembly, 5 mm x 48" (122 cm)	11283-048

5 mm Punch Tool



5 mm Drill Tool



Use Stake Installation Tool 10287 for 6.3mm Steel Stake and 10288 for 8mm Steel Stake

TOOLS & PARTS FOR 5 MM ASSEMBLIES

DESCRIPTION	PART NO.
Tube, 5 mm x 328' (100 m) Coil	9284-002
Tube, 5 mm x 1000' (305 m) Coil	9284
Tube, 5 mm x 30" (76 cm)	9284-030
Tube, 5 mm x 48" (122 cm)	9284-048
Stake Installation Tool for the 6.3 mm Stake	10287
Punch Tool, 5 mm Red	9349
Drill Punch Tool, 5 mm	9835-003
Converts FT2, FT4, & FT5 to 3/4" PVC Stake	9195
LTO, 5 mm, Compression x Barb	9305
3/4" PVC Stake Adapter (5 mm x Male Acme)	11429
LTO, 5 mm, Barb x Barb	12023
Coupler, 4 mm Barb x 5 mm Barb	13142
Goof plug, 4 mm LTO & 5 mm LTO (Order in Multiples of 6)	13435

R2000

HOW TO ORDER

Assembled
Cap, Body & 2TN
#11991-xxxx

Assembled
Cap, Body & FCN
#11992-xxxx



40



Cap Assembly
with Plate
#10519-1xxx

Nozzle & 2T Body
Assy #10533-xxx
or Flow Control
Nozzle & Body
Assy #9223-xxx

(2T Body
#9155)

Need Male Acme x PVC Adapter
or Male Acme x MNPT Adapter

	PLATE	CAP ASSEMBLY W/ PLATE	NOZZLE		NOZZLE & BODY ASSY	ASSEMBLED CAP, BODY & NOZZLE	FLOW IN GPM / LPH @ 40 PSI / 3 BAR
	K1 6° Cream 9516-106	10519-1106	Gray *8.3	9306-065	10533-008	11991-0108	0.77 / 183
			0.85 2000FC		9223-085	11992-0108	0.85 / 193
	K2 6° Light Blue 9516-206	10519-1206	White *9	9306-070	10533-009	11991-0209	0.89 / 210
			Blue *10	9306-078	10533-010	11991-0210	1.12 / 266
			1.0 2000FC		9223-100	11992-0210	1.00 / 227
	K2 9° Green 9516-209	10519-1209	Gray *8.3	9306-065	10533-008	11991-0308	0.77 / 183
			White *9	9306-070	10533-009	11991-0309	0.89 / 210
			Blue *10	9306-078	10533-010	11991-0310	1.12 / 266
			0.85 2000FC		9223-085	11992-0308	0.85 / 193
			1.0 2000FC		9223-100	11992-0310	1.00 / 227
	K2 15° Yellow 9516-215	10519-1215	Gray *8.3	9306-065	10533-008	11991-0408	0.77 / 183
			White *9	9306-070	10533-009	11991-0409	0.89 / 210
			Blue *10	9306-078	10533-010	11991-0410	1.12 / 266
			0.85 2000FC		9223-085	11992-0408	0.85 / 193
			1.0 2000FC		9223-100	11992-0410	1.00 / 227
	K3 9° Brown 9516-309	10519-1309	Orange *11	9306-086	10533-011	11991-0511	1.36 / 323
			Purple *12	9306-094	10533-012	11991-0512	1.61 / 380
			1.25 2000FC		9223-125	11992-0512	1.25 / 284
			1.5 2000FC		9223-150	11992-0515	1.50 / 341
	K3 15° Red 9516-315	10519-1315	Orange *11	9306-086	10533-011	11991-0611	1.36 / 323
			Purple *12	9306-094	10533-012	11991-0612	1.61 / 380
			1.25 2000FC		9223-125	11992-0612	1.25 / 284
			1.5 2000FC		9223-150	11992-0615	1.50 / 341
	K3 24° Gray 9516-324	10519-1324	Orange *11	9306-086	10533-011	11991-0711	1.36 / 323
			Purple *12	9306-094	10533-012	11991-0712	1.61 / 380
			1.25 2000FC		9223-125	11992-0712	1.25 / 284
			1.5 2000FC		9223-150	11992-0715	1.50 / 341
	K4 6° Turquoise 9516-406	10519-1406	Yellow *13	9306-102	10533-013	11991-0813	1.90 / 451
			Green *14	9306-109	10533-014	11991-0814	2.15 / 509
			1.5 2000FC		9223-150	11992-0815	1.50 / 341
			2.0 2000FC		9223-200	11992-0820	2.00 / 454
	K4 9° Purple 9516-409	10519-1409	Yellow *13	9306-102	10533-013	11991-0913	1.90 / 451
			Green *14	9306-109	10533-014	11991-0914	2.15 / 509
			1.5 2000FC		9223-150	11992-0915	1.50 / 341
			2.0 2000FC		9223-200	11992-0920	2.00 / 454
	K4 12° Wine 9516-412	10519-1412	Yellow *13	9306-102	10533-013	11991-1013	1.90 / 451
			Green *14	9306-109	10533-014	11991-1014	2.15 / 509
			1.5 2000FC		9223-150	11992-1015	1.50 / 341
			2.0 2000FC		9223-200	11992-1020	2.00 / 454
	K4 15° Gold 9516-415	10519-1415	Yellow *13	9306-102	10533-013	11991-1113	1.90 / 451
			Green *14	9306-109	10533-014	11991-1114	2.15 / 509
			1.5 2000FC		9223-150	11992-1115	1.50 / 341
			2.0 2000FC		9223-200	11992-1120	2.00 / 454
	K4 24° Black 9516-424	10519-1424	Yellow *13	9306-102	10533-013	11991-1213	1.90 / 451
			Green *14	9306-109	10533-014	11991-1214	2.15 / 509
			1.5 2000FC		9223-150	11992-1215	1.50 / 341
			2.0 2000FC		9223-200	11992-1220	2.00 / 454
	K5 9° Orange 9516-509	10519-1509	Tan *15	9306-117	10533-015	11991-1315	2.53 / 597
			Red *16	9306-125	10533-016	11991-1316	2.89 / 685
			2.5 2000FC		9223-250	11992-1325	2.50 / 568
	K5 15° Tan 9516-515	10519-1515	Tan *15	9306-117	10533-015	11991-1415	2.53 / 597
			Red *16	9306-125	10533-016	11991-1416	2.89 / 685
			2.5 2000FC		9223-250	11992-1425	2.50 / 568
	K5 24° Blue 9516-524	10519-1524	Tan *15	9306-117	10533-015	11991-1515	2.53 / 597
			Red *16	9306-125	10533-016	11991-1516	2.89 / 685
			2.5 2000FC		9223-250	11992-1525	2.50 / 568

R2000

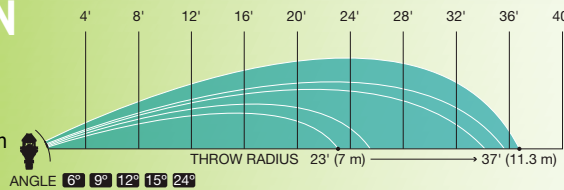
ROTATOR® SPRINKLERS



DESCRIPTION	Cap Assembly – Less Plate	Plates	Cap Assembly & Plate (Assembled)	2T Body (Female Acme Thread)	2TN Nozzle (Nozzle options *8.3 to *16)	2T Body & 2TN Nozzle (Assembled)	2000FC Nozzle Body (Female Acme Thread)	*Total with 2TN Nozzle	*Total with 2000FC Nozzle	Adapter (Male Acme x 3/8", 1/2" or 3/4" MNPT)	PVC Adapter (Male Acme x 1/2", 3/4" or 25 mm Slip)
BOX	13x13x17"	12x12x11"	12x12x11"	12x12x11"	12x12x5"	12x12x11"	12x12x11"	12x12x11"	12x12x11"	14x14x9" (or 13")	14x14x13"
QTY/BOX	400	500	125	250	1200	250	250	100	100	1000 (100/bag)	500
LBS/BOX	18	3	14	24	4	9	14	14	14	17/20/26	20/25/24

PERFORMANCE FOR EVERY APPLICATION

Nelson Irrigation's full range of flow, throw and trajectory options in the R2000 Rotator® make it a perfect fit for a number of different applications including below canopy irrigation & over canopy cooling.



STAKE AND TUBE OPTIONS FOR ANY APPLICATION. SEE PAGE 42.

FT4; 3/4 PVC-10; FT5



ACCESSORIES

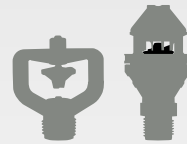
(SEE PAGE 45 FOR ADDITIONAL ADAPTER OPTIONS & ACME ACCESSORIES.)

41

DESCRIPTION	NEW STYLE ROAD GUARD	LEGACY ROAD GUARDS		FLUSH TOOL	R2000 COW WASH	NEW STYLE MOTOR REMOVAL TOOL
PART NO.	12213-001	9590-030	9879	9210	11993-xxxx (assembled)	12215
	Snap on new style R2000(WF) to convert to part-circle operation (irrigates 190°).	Low Angle Road Guard (irrigates 200°)	High Angle Road Guard (irrigates 200°)	Used to allow cleaning and flushing of the sprinkler without shutting the system down. Also a motor removal tool for legacy R2000.	Cap Assy; K4 12" Plate; 2T Body; 2TN Nozzle (*14, *16, *18); Adapter	Removes the motor from the R2000(WF).

DESCRIPTION	2000 SERIES CAP REMOVAL TOOL	R2000 PLATE REMOVAL TOOL	2TN NOZZLE REMOVAL TOOL	R2000 STREAM SPLITTER	LEGACY R2000 STREAM SPLITTER	WEB GUARD
PART NO.	13929	9620	12260	12056	12057	9895-001
	Easily removes the cap assembly on the R2000(WF).	Removes the plate from the R2000(WF).	Easily removes the nozzle from R2000(WF).	Protect adjacent tree trunks by creating a small wedge shape in the wetted pattern.	Use on Legacy Style R2000 to protect adjacent tree trunks.	Place guard into R2000 body to protect nozzle area from spider web intrusion.

10 MM STAKE & TUBE OPTIONS FOR R10-R2000WF



**10 MM ASSEMBLIES
MAX. FLOW LIMIT =
2.0 GPM (454 LPH)**



FT4 ADAPTER & LTO ASSEMBLY (#9752-036) & PARTS

DESCRIPTION	Adapter, FT2/FT4/ FT5, 5 & 10 mm Tube x 1/2" Acme	Tube, 10mm x 36" (91 cm)	LTO, 10 mm Tube x 7 mm Barb	Stake Steel, 5/16" (8 mm) x 24" (61 cm)	Stake, Fiberglass, 5/16" (8 mm) x 24" (61 cm)	FT4*, Adapter & LTO Assy, 10 mm x 36" (91 cm) Tube
PART NO.	9677	9099-036	9774	9725-024	10160	9752-036

*Does not include stake



3/4 PVC-10 STAKE & TUBE ASSEMBLY (#11452-12236) & PARTS

DESCRIPTION	3/4" PVC Stake Adapter	Tube, 10mm x 36" (91 cm)	LTO, 10 mm Tube x 7 mm Barb	3/4" PVC-10, Stake/Tube Assy, 22" Stake x 36" 10mm Tube
PART NO.	11429	9099-036	9774	11452-12236
	10 mm Compression x Male Acme			Hole 11.3" from top, PVC Stake Adapter, 10 mm x 36" Tube w/ Barb

42




FT5 ADAPTER & LTO ASSEMBLY (#9737-048) & PARTS

DESCRIPTION	Adapter, FT2/FT4/ FT5, 5 & 10 mm Tube x 1/2" Acme	Tube, 10mm x 42" (107 cm)	QC LTO, 10 mm Compression x Male QC	QC Barb, Female QC x 10 mm Barb	Stake Steel, 5/16" (8 mm) x 48" (122 cm)	FT5 Total (Components only)	FT5, Adapter & LTO Assembly, 10mm x 48" (122 cm) Tube
PART NO.	9677	9099-048	9740	9739	9725-048		9737-048

TOOLS & PARTS FOR 10 MM ASSEMBLIES

DESCRIPTION	PART NO.
Tube, 10mm x 500' (152 m) Coil	9099
Punch Tool, 7 mm Blue	9810
Drill Punch Tool, 7 mm	9835-002
Goof Plug, 7 mm LTO	10301
Hand Punch Tool, 10 mm (White)	9776
Drill Punch Tool, 10 mm	9835-001
Drill Installation Tool, installs *9739 (QC Barb) of FT5	9845
Stake Installation Tool for the 8 mm Stake	10288
FT5 Plug, Rubber (fits inside of *9739 QC Barb)	9826
Goof plug, 10 mm LTO	9831
Converts FT2, FT4, & FT5 to 3/4" PVC Stake	9195
Coupler, 3/4 PVC-10, FT4 & FT5, 10 mm	9813
Adapter, 1/2" PVC Spigot x 10mm Tube Compression	10623



PRESSURE REGULATION / 1/2" & 3/4" REGULATORS

1/2" MINI PRESSURE REGULATORS/ DRAIN CHECKS



Use the 1/2" series regulators to ensure high irrigation uniformity. The MRDC also includes the drain check benefit for retaining the water in the irrigation pipeline that would otherwise drain out through the lower sprinklers and create wet spots at the lowest area. The MDC model provides drain check as well but is used only when regulation is not required. Both the MRDC and MDC restricts operation until adequate pressure is available to irrigate properly.

1/2" FNPT INLET X
1/2" MNPT OUTLET



MRDC 11150-0XX
MR 11146-0XX
MDC 11154-020 or -035

1/2" FNPT INLET X
1/2" ACME OUTLET



MRDC 10406-0XX
MR 10020-0XX
MDC 11140-020 or -035

1/2" FEMALE ACME INLET X
1/2" MALE ACME OUTLET



MRDC 10407-0XX
MR 10099-0XX
MDC 11139-020 or -035



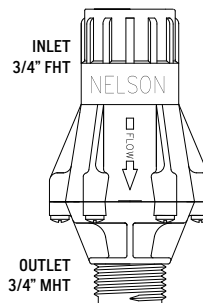
DESCRIPTION	Mini Reg. Drain Check* (Brown)	Mini Regulator* (Gray)	Mini Drain Check** (Green)
BOX	12x12x9"	12x12x9"	12x12x9"
QTY/BOX	150	150	150
LBS/BOX	18	18	18

The Mini Regulator Drain Check (MRDC) is available in 20, 25, 30, 35, 40, 45, 50, 55 or 60 PSI (1.4, 2.1, 2.4, 2.8, 3.1, 3.4, 3.8 or 4.1 BAR) nominal pressures in the connection types shown above. The Mini Regulator comes with the same connections and pressure options except 55 and 60 PSI. The Mini Drain Check (MDC) is a check valve only that opens at or near the available 20 or 35 PSI (1.4-2.4 BAR) nominal pressures in the connection types shown above.

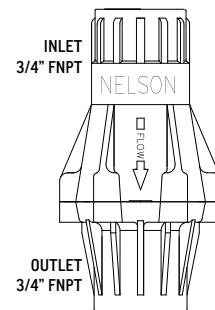
3/4" REGULATORS

DESCRIPTION	3/4" HT (Hose Thread) Uni-Flo	3/4" FNPT x MHT Uni-Flo
BOX	12x12x13"	
QTY/BOX	100	
LBS/BOX	30	

HOSE THREAD CONNECTION
(Connections for Micro/Drip)



PIPE THREAD CONNECTION



SEE PG 22 FOR NPT CONNECTIONS.

	6 PSI (0.4 bar)	10 PSI (0.7 bar)	15 PSI (1.0 bar)	20 PSI (1.4 bar)	25 PSI (1.7 bar)	30 PSI (2.1 bar)	35 PSI (2.4 bar)	40 PSI (2.8 bar)	50 PSI (3.4 bar)
3/4" FHT X 3/4" MHT UNI-FLO	9561-001	9561-002	9561-003	9561-004	9561-005	9561-006	9561-009	9561-007	9561-008
3/4" FNPT X 3/4" MHT UNI-FLO	9581-001	9581-002	9581-003	9581-004	9581-005	9581-006	9581-009	9581-007	9581-008

R2000WF WINDFIGHTER

HOW TO ORDER

Complete R2000WF
Cap & Body Assembly
(see table below)

Complete R2000LP
Cap & Body Assembly
(see table below)

(Body 9920)

Optional Color Band for Nozzle I.D.
See Part Numbers below.
(No factory assembly.)



OR



R2000WF
Cap Assembly
10299-1xx
(xx = plate #)

R2000LP
Cap Assembly
10299-2xx
(xx = plate #)

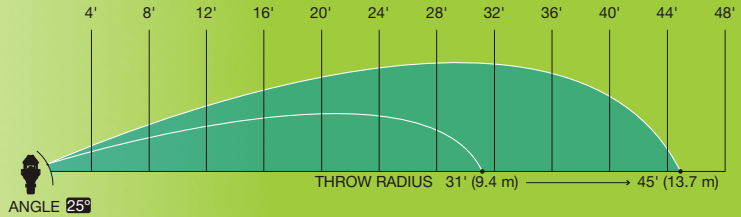
Body & Nozzle
Assembly
9920-0xx
(xx = nozzle #)

1/2" Female Acme Threaded Connection

HIGH UNIFORMITY IN REAL WORLD CONDITIONS


44

The R2000WF is obsoleting 1/2" brass impacts everywhere. With no riser vibration, better performance, a low cost and less maintenance, the choice is simple.



R2000LP now has easy
to identify green cap.

PLATE	NOZZLES	NOZZLE DIAM. IN INCHES	OPTIONAL COLOR BAND (NOZZLE I.D.)	COMPLETE R2000WF CAP & BODY ASSY	WF MOTOR COLOR	COMPLETE R2000LP CAP & BODY ASSY	LP MOTOR COLOR	FLOW IN GPM / LPH @ 50 PSI / 3.5 BAR
WF10 Blue 12113	Blue *10 9306-078	5/64	12800-010	9928-1010	Purple	9929-1010	Green	1.25 / 286
WF12 Purple 10452	Orange *11 9306-086	11/128	12800-011	9928-1211	Ivory	9929-1211	Green	1.53 / 350
	Purple *12 9306-094	3/32	12800-012	9928-1212	Ivory	9929-1212	Green	1.80 / 412
WF14 Green 9877	Yellow *13 9306-102	13/128	12800-013	9928-1413	Ivory	9929-1413	Purple	2.13 / 487
	Green *14 9306-109	7/64	12800-014	9928-1414	Ivory	9929-1414	Purple	2.40 / 550
WF16 Red 9931	Tan *15 9306-117	15/128	12800-015	9928-1615	Ivory	9929-1615	Purple	2.82 / 647
	Red *16 9306-125	1/8	12800-016	9928-1616	Ivory	9929-1616	Purple	3.23 / 739
WF18 Yellow 9870	Gold *18 9306-141	9/64	12800-018	9928-1818	Ivory	9929-1818	Purple	4.11 / 940
WF20 Brown 9878	Brown *20 9306-156	5/32	12800-020	9928-2020	Ivory	9929-2020	Purple	5.0 / 1144



DESCRIPTION	Cap Assembly – Less Plate	Plates	Cap Assembly & Plate (Assembled)	WF Body (Female Acme Thread)	2TN Nozzle (Nozzle options #10 to #20)	WF Body & 2TN Nozzle (Assembled)	*Total with 2TN Nozzle	Adapter (Male Acme x 3/8", 1/2" or 3/4" MNPT)	PVC Adapter (Male Acme x 1/2", 3/4" or 25 mm Slip)
BOX	12x12x11"	12x12x11"	12x12x11"	12x12x10"	12x12x5"	12x12x11"	12x12x11"	14x14x9" (or 13")	14x14x13"
QTY/BOX	125	500	125	250	1200	250	100	1000 (100/bag)	500
LBS/BOX	8	3	9	14	4	14	14	17/20/26	20/25/24



R2000/WF COLOR BAND FOR QUICK NOZZLE IDENTIFICATION

See Part Numbers on Page 44.
No factory assembly.

STAKE AND TUBE OPTIONS FOR ANY APPLICATION. SEE PAGE 42.

FT4; 3/4 PVC-10, FT5



ACCESSORIES



DESCRIPTION	PC-R2000WF/LP	FLUSH TOOL	NEW STYLE 2000 SERIES ROAD GUARD	NEW STYLE MOTOR REMOVAL TOOL	2000 SERIES CAP REMOVAL TOOL	2TN Nozzle Removal Tool
PART NO.	10242-xxxx 11296-xxxx	9210	12213-001	12215	13929	12260
	(i.e. R2000WF WF12 #11 is 10242-1211)					
	(i.e. R2000LP WF12 #11 is 11296-1211)	Used to allow cleaning and flushing of the sprinkler without shutting the system down.	Snap on R2000(WF) to convert to part-circle operation (190°). See page 41 for Legacy Road Guards.	Removes the motor from the R2000(WF).	Easily removes the cap assembly on the R2000(WF).	Easily removes the nozzle from R2000(WF).

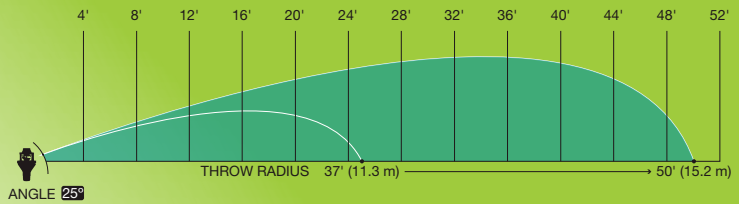


DESCRIPTION	R2000WF Cap Assembly Lock	1/2" Male Acme X PVC Socket Adapter	1/2" Male Acme X MNPT Adapter	1/2" Acme Cap	1/2" Female Acme X 1/2" PVC Spigot	1/2" Female x 1/2" Male Acme Pressure Gauge Tap Kit
PART NO.	13912			10615	10352	10366-001 10366-002 10366-003
	Locks the cap onto the body.	1/2" - 10060-001 3/4" - 10060-002 25 mm - 10060-003	3/8" - 9465 1/2" - 9316-002 3/4" - 9466	Connects to Acme thread and acts as a shut-off cap.	Enables easy attachment to a PVC riser.	0-60 PSI 0-100 PSI 0-160 PSI 10367 Kit without gauge

FULL COVERAGE IRRIGATION / ROTATOR® SPRINKLERS

DIRECT 3/4" IMPACT REPLACEMENT

While brass sprinklers are prone to damage, clogging and theft, the R33-NV is easy to clean, easy to repair and costs less to replace. Without a drive arm, the sprinkler creates no riser vibration. It also has a long wear life because no seals or bearings are exposed to water pressure. The R33-NV is also available in a low pressure model, the R33LP-NV.



R33-NV AND R33LP-NV



Low pressure version has easy to identify green cap.



We recommend that the R33-NV & R33LP-NV be stocked and purchased as a full assembly. Please order all other parts for the purpose of repairs only.

R33-NV / R33LP-NV Sprinkler Assembly	
DESCRIPTION	
BOX	12x12x11"
QTY/BOX	50
LBS/BOX	11

PLATE	NOZZLE	CORRESPONDING LEGACY 33TN NOZZLE & PLATE COLORS*	R33-NV FULL ASSEMBLY	R33LP-NV FULL ASSEMBLY
#18 Gray 12965-018	Gray (9/64") 12035-018	Gold	13373 -018 (Black Diffuser, Gray Motor)	13373 -118 (Purple Diffuser, Green Motor)
#20 Turquoise 12965-020	Turquoise (5/32") 12035-020	Brown	13373 -020 (Black Diffuser, Gray Motor)	13373 -120 (Purple Diffuser, Green Motor)
#22 Yellow 12965-022	Yellow (11/64") 12035-022	Gray	13373 -022 (Black Diffuser, Ivory Motor)	13373 -122 (Green Diffuser, Purple Motor)
#24 Red 12965-024	Red (3/16") 12035-024	Green	13373 -024 (Black Diffuser, Ivory Motor)	13373 -124 (Green Diffuser, Purple Motor)
#26 White 12965-026	White (13/64") 12035-026	Maroon	13373 -026 (Gray Diffuser, Ivory Motor)	13373 -126 (Green Diffuser, Purple Motor)
#28 Blue 12965-028	Blue (7/32") 12035-028	Blue	13373 -028 (Gray Diffuser, Ivory Motor)	13373 -128 (Green Diffuser, Purple Motor)

Introducing the new R33-NV and R33LP-NV Rotators. The 3NV Nozzle, first introduced in 2015 in the 3030 Series Pivot Sprinklers, is now incorporated in the 33 Series Rotator for use on hand-line, wheel-line and solid set. This innovative dial-nozzle combines multiple functions — nozzle flush, line flush, shutoff — all without removing the nozzle. Beginning on February 1, 2024, all shipments of 33 series Rotators will include only the new 3NV nozzle, and the 33TN nozzle will be discontinued. Distance of throw performance of the 33 series sprinklers will not change.

*The color coding for 33TN nozzles and matching nozzles was different than the new schema. Use the table to cross reference 33TN nozzle colors with 3NV colors for nozzle size matches. Example: #18 nozzle used to be gold. Call Factory for information concerning flow control nozzles for the R33-NV & R33LP-NV.



DESCRIPTION	R33/R33LP FLUSH TOOL	R33/R33LP ROAD GUARD	CAP ASSEMBLY REMOVAL TOOL
PART NO.	11161-001	11161-002	11363
	(Short) for wheel lines	(Long)	13930

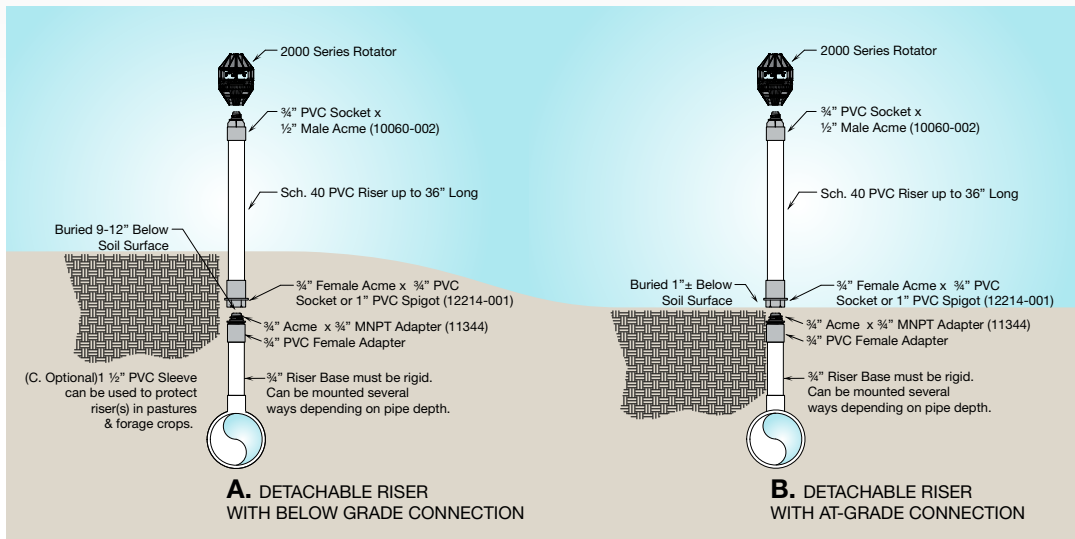


QUICK-CONNECT

FITTINGS FOR DETACHABLE RISERS

WHY DETACHABLE RISERS? Solid set irrigation with Rotators is an excellent way to irrigate small and irregular-shaped fields. However, the process of moving pipe in and out of the field several times a season is costly and problematic. Inexpensive yet rigid detachable risers can be quickly and easily moved out of the way of farming operations, then easily reinstalled when it is time to irrigate. With two sizes of Nelson ACME Adapters, growers can choose from a wide range of Rotator® Sprinkler flow ranges for their specific needs. ACME threads allow users to rethread risers while the system is pressurized, and not cross-thread the risers. The 1/2" ACME thread is used in 10 Series and 2000 Series Rotator sprinklers. The 3/4" ACME threaded fittings are best suited for higher flows (above 5 GPM) and for PVC riser pipes that are 3/4" or 1" in size.

- A. SHALLOW CULTIVATED CROPS REQUIRE A BURIED DETACHABLE RISER.**
- B. DETACHABLE RISERS FOR CRANBERRY AND ALFALFA PRODUCTION.**
- C. SLEEVE-PROTECTED DETACHABLE RISERS IN PASTURES & FORAGE CROPS.**



Fittings With
3/4" Female Acme Thread
(Connects to R33 Adapter 11344)



12214-001
3/4" Female Acme x 3/4" PVC
Socket or 1" PVC Spigot



12214-003
Cap, Female Acme x 3/4" PVC
Socket or 1" PVC Spigot



11344
Old-Style R33/R33LP
3/4" MNPT Adapter

IRRIGATION DESIGN SOFTWARE

Overlap Pro

Overlap is an online software program (www.overlappro.com) capable of analyzing the theoretical uniformity of permanent or solid set sprinkler spacing. Select a specific sprinkler model configuration and spacing criteria, and the software will calculate the following:

- Precipitation Rate
- Christiansen's Coefficient of Uniformity (CU)
- Distribution Uniformity (DU)
- Scheduling Coefficient (SC)

Overlap also allows you to graphically depict and chart theoretical performance for comparative purposes. Please contact us for more information.

Irricad Pro

Find out more — go to www.irricad.com. IRRICAD is a standalone, graphically based, computer-aided design package developed specifically for designing pressurized irrigation or water supply systems. IRRICAD is far more than a drawing package because it combines the advantages of CAD drawing with powerful hydraulic pipe sizing and network analysis techniques, and it also provides automatic selection of pipe fittings, thereby generating a complete bill of materials. Systems can be designed to cover a full range of functions including:

- Sprinkler/Micro sprinkler
- Drip/Drip Tape
- Nursery
- Dust Suppression
- Mainline Networks
- Stock Water Systems
- Residential/Commercial Turf
- Sports Fields/Golf Courses
- Systems Pressurized by Gravity



Distributed by Nelson Irrigation Corporation, U.S.A.

UPRIGHT & INVERTED NURSERY SOLUTIONS



NEW!
MS10 ROTATOR®
1.1 - 4.5 GPM
250 - 1022 LPH



S10 SPINNER
0.79 - 5 GPM
187 - 1144 LPH



R10TG ROTATOR®
1.27 - 5 GPM
311 - 1144 LPH



D10 SPRAY
0.54 - 5 GPM
128 - 1144 LPH



R33LP-NV ROTATOR®
2.9 - 9.9 GPM
660 - 2250 LPH

Gray Plate 0°, Green Plate 7°
Black Plate 24°

Spray Plate 0°

24°

MS10 ROTATOR®

48



1/2" MNPT CONNECTION
Also available in
Acme Connection.

COMING SOON! GREEN PLATE FOR INVERTED APPLICATIONS.
CALL FACTORY FOR PART NUMBERS

13827-X2XX (Assembled)

THREAD
1/2" MNPT = 1
1/2" Female Acme = 2

PLATE
Black, High
Angle

EXAMPLE:
MS10 Rotator with 1/2" MNPT (1),
Black Plate (2) and Turquoise #17
Nozzle (17) = #13827-1216

DESCRIPTION	Body Assembly – Less Nozzle & Plate	MS10 Plate	9306-xxx 2TN Nozzle (Specify size: 12, 13, 14, 15, 16, 17, 18 or 20)	13827-x2xx MS10 Assembly w/ Body, Plate & 2TN Nozzle (Specify 1/2" or Acme Base - Acme requires adapter)	Male Acme Adapter x 3/8" = 9465 x 1/2" = 9316-002 x 3/4" = 9466	10060-xxx PVC Adapter (Male Acme x 1/2", 3/4" or 25 mm Slip)
BOX	12x12x11"	12x12x5"	12x12x5"	12x12x11"	14x14x9" (or 13")	14x14x13"
QTY/BOX	400 ONLY	2500	1200	400	1000 (100/bag)	500
LBS/BOX					17/20/26	20/25/24

INVERTED 13861-024 3/4" PVC-10, Adapter & LTO Assembly




9774
LTO, 10 mm
Tube x 7 mm
Barb

9099-024
Tube, 10mm x
24" (61 cm)
(other lengths
available)

3/4" PVC pipe
weight
not included in
13681-024
assembly

11429
3/4" PVC
Stake Adapter

In addition to the products shown below, the following are also commonly used for nursery production: S7 Spinner in greenhouses (page 29), R2000 Rotator® in container yards (page 40), R2000WF/R2000LP Rotator® for Field and container grown Plants (page 44), R33NV Rotator® for Field and Container Grown plants.



R10TG ROTATOR®

9914-8XXX

THREAD/PLATE
 1/2" with Gray plate 0° = 000
 1/2" with Green plate 7° = 001
 Acme with Gray plate 0° = 003
 Acme with Green plate 7° = 004

12927-XXXX (Assembled)

THREAD
 1/2" = 1
 Acme = 2

PLATE
 Green 7° = 1
 Gray 0° = 3

EXAMPLE:
 R10TG Rotator with
 Acme Thread (2),
 Green Plate (1) and
 Red #16 Nozzle (16)
 = #12927-2116

DESCRIPTION	9914-8xxx R10TG Plate & Body Assembly (Specify plate & base)	9306-xxx 2TN Nozzle (Specify size: 10, 11, 12, 13, 14, 15, 16, 17, 18 or 20)	12927-xxxx R10TG Assembly w/ Body, Plate & 2TN Nozzle (Specify 1/2" or Acme Base - Acme requires adapter)	Male Acme Adapter x 3/8" = 9465 x 1/2" = 9316-002 x 3/4" = 9466	10060-xxx PVC Adapter (Male Acme x 1/2", 3/4" or 25 mm Slip)
BOX	12x12x9"	12x12x5"	12x12x9"	14x14x9" (or 13")	14x14x13"
QTY/BOX	300	1200	300/600	1000 (100/bag)	500
LBS/BOX	10	4	11/23	17/20/26	20/25/24

2TN NOZZLES FOR S10, D10 & R10TG	PART NO.	FLOW IN GPM @ 35 PSI	FLOW IN LPH @ 2.5 BAR
#10 Blue	*9306-078	1.05	242
#11 Orange	*9306-086	1.27	294
#12 Purple	*9306-094	1.50	347
#13 Yellow	*9306-102	1.78	411
#14 Green	*9306-109	2.00	463
#15 Tan	*9306-117	2.35	544
#16 Red	*9306-125	2.70	624
#17 Turquoise	*9306-133	3.08	711
#18 Gold	*9306-141	3.44	795
#20 Brown	*9306-156	4.18	966

1/2" Male Acme X PVC Socket Adapter	1/2" Male Acme X MNPT Adapter	1/2" Acme Cap	1/2" Female Acme X 1/2" PVC Spigot	1/2" Female x 1/2" Male Acme Pressure Gauge Tap Kit
1/2" - 10060-001 3/4" - 10060-002 25 mm - 10060-003	3/8" - 9465 1/2" - 9316-002 3/4" - 9466	10615 Connects to Acme thread and acts as a shut-off cap.	10352 Enables easy attachment to a PVC riser.	10366-001 0-60 PSI 10366-002 0-100 PSI 10366-003 0-160 PSI



PROBLEM

"I like the water pattern spinners create, and I'm looking for an economical single-row solution for my greenhouse."



"With it's high flow capacity, high uniformity and large radius, you can space S10s relatively far apart. Less product, less cost, better results."



10078-XXXX

PLATE	THREAD
Green 7° = 1	Acme = 000
Black 24° = 2	1/2" = 001
Gray 0° = 3	

12884-XXXX (Assembled)

THREAD	PLATE	NOZZLE	EXAMPLE:
1/2" = 1	Green 7° = 1		S10 Spinner with
Acme = 2	Black 24° = 2		Acme Thread (2),
	Gray 0° = 3		Turquoise #17 Nozzle
			(17) = #12884-2117

DESCRIPTION	10078-xxx S10 Spinner Plate & Body Assembly (Specify plate & base)	9306-xxx 2TN Nozzle (Specify size: 10, 11, 12, 13, 14, 15, 16, 17, 18 or 20)	12884-xxx S10 Assembly w/ Body, Plate & 2TN Nozzle (Specify 1/2" or Acme Base - Acme requires adapter)	Male Acme Adapter x 3/8" = 9465 x 1/2" = 9316-002 x 3/4" = 9466	10060-xxx PVC Adapter (Male Acme x 1/2", 3/4" or 25 mm Slip)
BOX	12x12x9"	12x12x5"	12x12x9"	14x14x9" (or 13")	14x14x13"
QTY/BOX	300	1200	300	1000 (100/bag)	500
LBS/BOX	9	4	10	17/20/26	20/25/24

50



10135-XXX

THREAD
Acme = 001
1/2" = 002

12928-XXXX (Assembled)

THREAD	NOZZLE	EXAMPLE:
1/2" = 10		D10 Spray with
Acme = 20		Acme Thread (20)
		and Turquoise
		#17 Nozzle (17)
		= #12928-2017

DESCRIPTION	10135-xxx D10 Spray Plate & Body Assembly (Specify plate & base)	9306-xxx 2TN Nozzle (Specify size: 10, 11, 12, 13, 14, 15, 16, 17, 18 or 20)	12928-xxxx D10 Assembly w/ Body, Plate & 2TN Nozzle (Specify 1/2" or Acme Base - Acme requires adapter)	1/2" Male Acme Adapter x 3/8" = 9465 x 1/2" = 9316-002 x 3/4" = 9466	10060-xxx PVC Adapter (Male Acme x 1/2", 3/4" or 25 mm Slip)
BOX	12x12x9"	12x12x5"	12x12x9"	14x14x9" (or 13")	14x14x13"
QTY/BOX	300	1200	300	1000 (100/bag)	500
LBS/BOX	8	4	9	17/20/26	20/25/24

TURF & LANDSCAPE PRODUCTS

MP ROTATOR® SPRINKLERS

ORDER MP ROTATORS IN QUANTITIES OF 10.

The MP800SR & MP815 have 0.8 in/hr precip. rate while the rest of the MP Rotators have a matched precip. rate of 0.4 in/hr.



MP800SR 6-12' Radius

MP800SR (female thread) = 12322-1210, 12322-1360



MP815 6-16' Radius, Stream Height @ 40 PSI = 12"


MP815 (female thread) = 13076-1210, 13076-1270, 13076-1360



MP1000 8-15' Radius, Stream Height @ 40 PSI = 20"

MP1000 (female thread) = 10759-1210, 10759-1270, 10759-1360

MP1000T (male thread) = 10760-1210, 10760-1270, 10760-1360



MP2000 13-21' Radius, Stream Height @ 40 PSI = 45"

MP2000 (female thread) = 10489-1210, 10489-1270, 10489-1360

MP2000T (male thread) = 10563-1210, 10563-1270, 10563-1360



PR SERIES REGULATORS

(NOTE: Specially designed for turf & landscape applications – NOT AG. Regulators must be placed AFTER the control valve.)

	10 PSI (0.7 bar)	20 PSI (1.4 bar)	25 PSI (1.7 bar)	30 PSI (2.1 bar)	35 PSI (2.4 bar)	40 PSI (2.8 bar)	50 PSI (3.4 bar)
PR 3/4" FNPT X 3/4" FNPT	10895-010	10895-020	10895-025	10895-030	N/A	10895-040	10895-050
PR 1" FNPT X 1" FNPT	N/A	11257-020	11257-025	11257-030	11257-035	11257-040	11257-050
PR 1" FBSPT X 1" FBSPT	N/A	11420-020	11420-025	11420-030	11420-035	11420-040	11420-050



MP3000 22-30' Radius, Stream Height @ 40 PSI = 79"

MP3000 (female thread) = 10661-1210, 10661-1270, 10661-1360

MP3000T (male thread) = 10662-1210, 10662-1270, 10662-1360



MP3500 31-35' Radius,

MP3500 (female thread) = 11247-1210

MP Corner 8-15' Radius, Stream Height @ 40 PSI = 18"

MP Corner (female thread) = 10962-1105
MP Corner T (male thread) = 10979-1105



MP STRIPS 5X15' Pattern

MP Left Strip 11009-002, MP Side Strip 11009-001, MP Right Strip 11009-003

MP Left Strip T 11010-002, MP Side Strip T 11010-001, MP Right Strip T 11010-003

MP ROTATOR® REPLACEMENT SCREENS

MP800SR 90-210	12331
MP800SR 360; MP1000/2000/Corner/Strips (white)	10515-001
MP1000T/2000T/Corner T/Strips T (light blue)	10580-001
MP3000 (light green)	10655
MP3000T (tan)	10580-002



MP ROTATOR® ADJUSTMENT TOOLS, ETC.

Arc/Radius Adjustment Tool	10562
MP Matchstick Tool Kit (fits 1" PVC Pipe)	11081
Pressure Gauge Adapter	10600



MP RISER (See diagram on the right)

MP Riser (36") - ORDER IN QUANTITIES OF 10	10959
--	-------

MP RISER COMPONENTS

MP Rotator Acme Adapter	10594
Stake Adapter, Acme Threaded	9677
Tube, 4mm x 100' (100 m) Coil	9099-002
LTO, 10 mm Tube x 7 mm Barb	9774
Fiberglass Stake, .3125" (7.9mm) x 36"	10970



MP RISER ACCESSORIES

Adapter, 1/2" PVC Spigot x 10mm Tube Compression	10623
Acme Shut-Off Cap	10615
Punch Tool, Blue	9810
Stake Installation Tool – 5/16" (8mm)	10288



MINI REGULATOR DRAIN CHECK

See page 43. Requires 10594 MP Rotator® Acme Adapter. Use 30, 40 or 50 PSI
10406-xxx (1/2" FNPT x Acme or
10407-xxx (Acme x Acme).

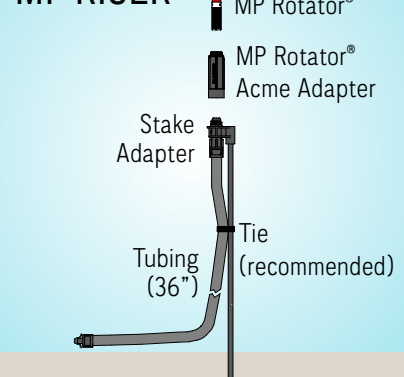


MINI REGULATOR

See page 43. Requires 10594 MP Rotator® Acme Adapter. Use 30, 40 or 50 PSI
10020-xxx (1/2" FNPT x Acme or
10099-xxx (Acme x Acme).



MP RISER



IT'S NOT ALL GREEN ACRES ...

- Feedlot Dust Suppression
- Log Wetting
- Quarry & Mining Dust Suppression



52



R75M DEBRIS SWEEPER
FOR MINING & DAIRY APPLICATIONS

PART NUMBER	DESCRIPTION
12699-001	R75M, 1 1/4" MNPT, #52 11/32" Nozzle


AUTOMATED SOLID SET BIG GUN® SYSTEMS

PROBLEM

"We're just retired and bought our dream ranch. We need to irrigate about 10 acres in close proximity to our house. We want to minimize labor,, so we can relax and enjoy the view."

SOLUTION

"For unmatched ease and reliability, put in a Nelson Big Gun® Sprinkler system with Nelson Control Valves and TWIG® Wireless Controls."



With the heavy-duty reliability of Nelson's 800 Series Control Valves, the introduction of the 1000 Series Valves, and TWIG® Wireless Control System, the traditional Solid Set Big Gun® system can be transformed into something quite revolutionary. Automate water application in feedlots, dairies, pastures, berry plantings, sugarcane fields, and irregular-shaped areas such as pivot corners.

LARGE RADIUS IRRIGATION & ENVIRONMENTAL CONTROLS / BIG GUN® SPRINKLERS

ORIGINAL BIGGUN®

THE LEADER IN QUALITY, PERFORMANCE & SUPPORT

THE PREFERRED
CHOICE FOR TOUGH
APPLICATIONS

54

THE ONLY GUN FOR
HOUR AFTER HOUR, YEAR
AFTER YEAR OPERATION.

TO ORDER BIG GUNS, SPECIFY THE FOLLOWING:

Model No., Trajectory, Connection Size & Type, Nozzle Size & Type, Optional Coatings (Anodized or Anodized and Powder Coated). Note: Extended lead time may be necessary for large quantities of anodized or anodized and powder coated products. Call Factory for Stainless Steel options.

SPECIFICATION EXAMPLE: SR100 24°, 2" FNPT, 100T-0.8"

DURABLE & RELIABLE
WITH ENGINEERED
SIMPLICITY



SECONDARY
NOZZLE



Optional for F75, SR75,
F100, F150 & F200

SECONDARY NOZZLE
KIT



SR100 & SR150 (optional),
SR200 (standard)

SELECT THE BEST!

SPEC SPECIAL COATINGS FOR TOUGH APPLICATIONS

MULTIPLE CONNECTION TYPES AVAILABLE

CHOOSE FROM WIDE SELECTION OF TRAJECTORIES

	75 SERIES		100 SERIES			150 SERIES			200 SERIES	
FLOW	25-160 GPM (6-36 M ³ /H)		40-300 GPM (9-70 M ³ /H)			90-630 GPM (20-143 M ³ /H)			230-1200 GPM (52-272 M ³ /H)	
PRESSURE	25-80 PSI (1.75-5.5 BAR)		40-110 PSI (2.75-7.5 BAR)			50-120 PSI (3.5-8.25 BAR)			50-130 PSI (3.5-9 BAR)	
MODEL & TRAJECTORY	Full Circle F75	Part Circle SR75	Full Circle F100	Part Circle SR100	Part Circle SRA100	Full Circle F150	Part Circle SR150	Part Circle SRA150	Full Circle F200	Part Circle SR200
	21°, 24°	18°, 21°, 24°, 43°	18°, 21°, 24°, 43°		15-45° Adjustable	18°, 21°, 24°	21°, 24°, 27°, 43°	15-45° Adjustable	21°, 24°, 27°	21°, 24°, 27°, 33°, 36°, 39°
NOZZLE OPTIONS	TAPER	-	100T (10 sizes)			150T (8 sizes)			200T (9 sizes)	
	TAPER RING	75TR (9 sizes)	100TR' (11 sizes - Aluminum or Plastic)			150TR (17 sizes - Aluminum or Plastic)			-	
	RING	-	100R' (8 sizes)			150R (7 sizes)			200R (7 sizes)	
THREADED CONNECTION	1.5" FNPT / FBSP 2" FNPT / FBSP		2" FNPT / FBSP 2.5" FNPT ¹			Adapter Required ²			Adapter Required ³	
FLANGE CONNECTION	2" ANSI/DIN / Nelson / Euro		2" ANSI/DIN ¹ / Nelson ¹ / Euro ¹			3" ANSI/DIN / Nelson / Euro			4" Nelson / Euro. ANSI Adapter ⁴	4" ANSI/DIN / Nelson / Euro
SPECIAL COATING/MATERIAL⁵	-		Anodized, Anodized & Powder Coated			Anodized, Anodized & Powder Coated, Stainless Steel			Anodized, Anodized & Powder Coated	
SPECIAL OPTIONS⁵	-		Effluent Bearing Assembly, Vaneless Range Tube, Brakeless			Effluent Bearing Assembly, Vaneless Range Tube			Effluent Bearing Assembly	
ACCESSORIES	Dust shield, 12° wedge kit		LP drive vane, Dust shield, Counterbalance kit, 12° wedge kit			Counterbalance kit, 12° wedge kit			Counterbalance kit, 12° wedge kit, Manure/Large Nozzle kit	

Notes:

1. Not available on SRNV100.
2. Use Nelson Flange x Threaded Adapter: 150FI, 3" or 3.5" FNPT/FBSP; or 150/200FI, 4" FNPT.
3. Use Nelson Flange x Threaded Adapter: 150/200FI, 4" FNPT.
4. For ANSI connection, use Nelson x 4" ANSI Flange kit (#12807).
5. Contact factory for availability.

BIG GUN® SPRINKLERS / 75 & 100 SERIES SPRINKLERS

75 SERIES BIG GUN® SPRINKLERS

MODEL NO.	F75	SR75	SR75 (43')	QC-SR75	QC-F75
	Full Circle HD (21', 24')	Part Circle HD – Slow Reverse (18', 21', 24')	Environmental Ctrl – Dust Suppression Big Gun® Sprinkler	Quick Coupling SR75 with Integral QC Key	Quick Coupling F75 with Integral QC Key
BOX	32x9x12"	32x9x15"	32x9x15"	32x9x19"	32x9x16"
LBS/BOX	18	22	22	32	30

75 & 100 SERIES NOZZLES

MODEL / PART NO.	DESCRIPTION	LBS/BOX
75TR / 10208-xxx	Individual 75TR Taper Ring Nozzle (Specify Size)	
10207	Nozzle Cap Only (Nozzle Cap is included on 75 Series Big Gun)	
7/32" 3RN / 8898-219	Secondary Nozzle for F75/SR75/F100 (Other sizes available)	
100T / 9309-xxx	100T Taper Bore Nozzle (Specify Size)	1/2
100R / 6749	100R Ring Nozzle Set – Cap, Body & 7 Rings	1
7872	Ring Nozzle Cap Only (Use only with 100R)	1/2
9956-001	Ring or Taper Ring Nozzle Body Only (Use w/100R, 100TR)	1
6847	Set of 7 R100 Rings Only	1/2
6738-xxx	Individual R100 Ring Only (Specify Size)	1/2
100TR / 9257-xxx	100TR Taper Ring Nozzle Set – Cap, Body, Taper Ring (Specify Size)	1
6745	Taper Ring Nozzle Cap Only (Use only with 100TR)	1/2
9956-001	Ring or Taper Ring Nozzle Body Only, (Use w/100R, 100TR)	1
9237-xxx	Individual TR100 Taper Ring Only (Specify Size)	1/2
9724	Secondary Nozzle Kit for SR100/SR150 (5/16" & 7/32" 3RN Nozzles Included)	
12700	Plastic 100 Taper Ring Cap & Body Assembly	
12469	Plastic 100 Taper Ring Cap	
12782	Plastic 100 Taper Ring Body	
12470-xxx	Plastic 100 Taper Ring Nozzles (12.7 mm-24 mm)	



56



75 & 100 SERIES ACCESSORIES



DESCRIPTION	Ring Nozzle (100)	Taper bore Nozzle (100)	Taper/Ring Nozzle (75 & 100)	Secondary Nozzle Kit (SR100/SR150)	QC100 Valve	QC100 Valve Key
MODEL NO.	100R	100T	TR75, 100TR	9724	See page 57.	See page 57.
	Designed to give the greatest stream diffusion.	Offers greatest flow capacity and least stream diffusion resulting in best air penetration and longest throw.	Useful when flow rate may need to change and a good throw distance is demanded.	Used to apply water in-close. Not desirable when used on travelers, but may be desirable in solid set. 5/16" & 7/32" 3RN nozzle included.	Quick-coupling system makes portable Big Gun® irrigation fast and easy. For 75 and 100 Series Big Guns.	QC Key used with QC Valve. Connects directly to 75 or 100 Series Big Guns. Threaded outlet also available.

100 SERIES BIG GUN® SPRINKLERS

MODEL NO.	F100*	F100 (43)*	SR100*	SR100 (43)*	SRA100*	QC-SR100	QC-F100
	Full Circle (18°, 21°, 24°)	Environmental Control – Dust Suppression Big Gun® Sprinkler	Part Circle – Slow Reverse (18°, 21°, 24°)	Environmental Control – Dust Suppression Big Gun® Sprinkler	Part Circle – Slow Reverse, Adjustable Traj.	Quick Coupling SR100 with Integral QC Key	Quick Coupling F100 with Integral QC Key
BOX	32x9x12"	32x9x12"	32x9x15"	32x9x15"	32x9x15"	32x9x19"	32x9x16"
LBS/BOX	20	20	26	24	24	36	34

*Contact Factory for availability of anodized and anodized & powder coated options.

75 & 100 SERIES ACCESSORIES

MODEL / PART NO.	DESCRIPTION	LBS/BOX	BOX
10356	2" FNPT Flange		
QC100 Valve	QC Valve (2" FNPT = 8654; 3" FNPT = 8799-000; 2" FBSP = 8934; 3" FBSP = 8799-001)	11	12x12x9"
QC100 Key	QC Key (2" FNPT = 8655-001; 2" FBSP = 8655-002; 75/100 Direct = 8657-001)	11	12x12x9"
10415-001	ANSI Conversion Kit (Convert 75 or 100 Series Threaded Big Gun to 2" ANSI Flange)		
9857	SR100 LPV Kit (Low Pressure Drive Vane)	2	
8386	75/100CBK Counterbalance Kit	19	
6671	2" x 6" Long Stream Straightener Vane		
11095	F75/F100 Wedge Kit – 12°		
11098	SR75/SR100 Wedge Kit – 12°		



SPECIAL COATING OPTIONS
CONTACT FACTORY FOR AVAILABILITY OF ANODIZED AND ANODIZED & POWDER COATED OPTIONS.



DESCRIPTION	Wedge Kit		2" FNPT Flange	SR100 Low Pressure Drive Vane	Counter-Balance Kit	Stream Straightener Vane	Heavy-Duty Bearing Assy
PART NO.	11095	11098	10356	9857	8386	6671	See page 60.
F75/F100 Wedge Kit –12°	SR75/SR100 Wedge Kit –12°		Lower Flange for 2" Valve & 75/100 Series Big Gun® combo.	Increase drive for nozzles smaller than 0.65" and pressure below 60 psi.	Helps balance the Big Gun on severely sloping terrain. Allows for even rotation and minimizes brake variations.	6" long, fits inside 2" Sch. 40 pipe and helps reduce stream turbulence and increases throw radius of sprinkler.	Heavy-duty bearing standard on all Big Gun sprinklers.

150 SERIES BIG GUN® SPRINKLERS

MODEL NO.	F150*	SR150*	SR150 (43)*	SRA150	F150SS**	SR150SS**
	Full Circle HD Flanged Conn. (21', 24')	Part Circle HD Slow Reverse Flanged Conn. (18', 21', 24')	Environmental Control – Dust Suppression Big Gun® Sprinkler	Part Circle – Slow Reverse, Flanged Connection, Adj. Traj. (15-45°)	Full Circle – Flanged Conn., Stainless Steel (includes nozzle)	Part Circle – Slow Reverse, Flanged Conn., Stainless Steel (includes nozzle)
BOX	43x10x15"	43x10x15"	43x10x15"	43x10x15"	43x10x15"	43x10x15"
LBS/BOX	36	42	38	44		

*Contact Factory for availability of anodized and anodized & powder coated options. **Limited availability. Please contact the Nelson factory before ordering.

150 SERIES NOZZLES & ACCESSORIES

MODEL / PART NO.	DESCRIPTION	LBS/BOX
150T / 9317-xxx	Taper Bore Nozzle (Specify Size)	1
150R / 6790	Ring Nozzle Set – Cap, Body & 7 Rings	2
9773	Ring/Taper Ring Nozzle Body Only	2
6286	Ring/Taper Ring Nozzle Cap Only	1
9418	Ring/Taper Ring Body & Cap Assembly	
6846	Set of 7 Rings Only	1/2
6287-xxx	Individual R150 Ring Only (Specify Size)	1/2
150TR / 9258-xxx	Taper Ring Nozzle Set – Cap, Body, Taper Ring (Specify Size)	2
9238-xxx	Individual TR150 Taper Ring Only (Specify Size)	1/2
9773	Ring/Taper Ring Nozzle Body Only	2
6286	Ring/Taper Ring Nozzle Cap Only	1
9418	Ring/Taper Ring Body & Cap Assembly	
12701	Plastic 150 Taper Ring Cap & Body Assembly	
12467	Plastic 150 Taper Ring Cap	
12781	Plastic 150 Taper Ring Body	
12468-0xx	Plastic 150 Taper Ring Nozzles (21-34 mm)	
7RN 5/16" / 7110	Secondary Nozzle for F150 (Other sizes available)	
9724	Secondary Nozzle Kit for SR100/SR150 (5/16" & 7/32" 3RN Nozzles Included)	
QC150 Valve	QC Valve (3" FNPT = 11691-001; 3" FBSP = 11691-002)	
QC150 Key	QC Key (3" Nelson Flange = 11692)	
150FI	Nelson Flange to Female Adapter, Cast Iron (3" or 3.5", Specify Thread)*	6
150/200FI	Nelson Flange to Female Adapter, Cast Iron (4")*	6
8399	150CBK, Counterbalance Kit	30
6843	Stream Straightener Vane – 9" Long, Fits Inside 3" Sch. 40 Pipe	
11358	F150 Wedge Kit – 12°	
11359	SR150 Wedge Kit – 12°	
13233-001	3" FNPT Flange (13233-002 for FBSP)	
13296	SR150 Automatic Arc Timer	

*See 150/200 Flange Adapter to Female Adapter page 59. 3" FNPT (*8403-001); 3.5" FNPT (*6621-000); 3" BSP (*8820); 4" (*9127).



58



ACCESSORIES

DESCRIPTION	Ring Nozzle (150 & 200)	Taper Bore Nozzle (150 & 200)	Taper/Ring Nozzle (150)	Secondary Nozzle Kit (SR100/SR150)	QC 150 Valve	3" FNPT Flange
	Designed to give the greatest stream diffusion. Comes in a set of rings which cover the whole flow range.	Offers greatest flow capacity and least stream diffusion resulting in best air penetration and longest throw.	Useful when flow rate may need to change and a good throw distance is demanded. Sold individually.	9724 – Used to apply water in-close. Not desirable when used on travelers, but may be desirable in solid set. 5/16" & 7/32" 3RN nozzle included.	Quick connect makes portable Big Gun® irrigation fast and easy. QC150 Key fits Nelson Flanged Outlet.	Lower flange for 3" valve / 150 series Big Gun® combo.

200 SERIES BIG GUN® SPRINKLERS

BIG GUN® SPRINKLERS / 150 & 200 SERIES SPRINKLERS

MODEL NO.	F200*	SR200*
	Full Circle, Nelson Flange (21", 24", 27")	Part Circle – Slow Reverse, HD Bearing, Flanged Connection
BOX	55x13x18"	55x13x18"
LBS/BOX	48	70

*Contact Factory for availability of anodized and anodized & powder coated options.

200 SERIES NOZZLES & ACCESSORIES

MODEL / PART NO.	DESCRIPTION	LBS/BOX
200T, 9323-xxx	Taper Bore Nozzle (Specify Size)	2
200R, 6789	Ring Nozzle Set – Cap, Body & 7 Rings	3
9972-001	Ring Nozzle Body Only	2
6026	Ring Nozzle Cap Only	1
6845	Set of 7 Rings Only	1/2
6027-xxx	Individual R200 Ring Only (Specify Size)	1/2
7RN	Secondary Nozzle for F200/SR200 (Specify Size)	
150/200FI	Nelson Flange to Female Adapter, Cast Iron (4", 9127)	6
9346	200CBK, Counterbalance Kit – SR Models Only	
9425	Manure Kit/Large Nozzle Kit (for manure and/or nozzles 1.75+)	
12807	ANSI x Nelson Flange Adapter Kit (F200 only)	
11138	SR200 Wedge Kit – 12°	



PROBLEM

"I need more control of the watering pattern from my hose reel traveler.



"Try the new Automatic Arc Timer. Automatically change the arc of throw: starting position 180°, second position changes to 180-330° at set time. 100% Retrofittable! (For the SR150 only.)



DESCRIPTION	150/200 Nelson Flange to Female Adapter	Stream Straightener Vane	Wedge Kit			Manure Kit (SR200)	ANSI x Nelson Flange Adapter Kit (F200 only)	Counter Balance Kit	
PART NO.	See above.	6843	F150 11358	SR150 11359	SR200 11138	9425	12807	150CBK 8399	200CBK 9346
	Nelson Flange to Female Adapter joined with bolts (bolts and gasket come with Big Gun)	9" long, fits inside 3" Sch. 40 pipe and helps reduce stream turbulence and increases throw radius of sprinkler.	Increases the trajectory angle by 12°.			Increases rotation speed when larger nozzles used. Useful when pumping slurries with dense matter.	Kit includes 10565 ANSI x Nelson Flange Adapter, 9130 Gasket and (6) 12105 Screws	Helps balance the Big Gun on severely sloping terrain. Allows for even rotation and minimizes brake variations.	



ORIGINAL BIGGUN®



BEARING ASSEMBLIES

BIG GUN® MODEL	PART NUMBER	CONNECTION
F75/F100	7862	2" Nelson Flange
F75/F100	7863	2" FNPT
F100	7864	2.5" FNPT
F75/F100	7865	2" FBSP
F75	10380-007	1.5" FNPT
F75	10380-010	1.5" FBSP
F75/F100	9814-003	2" ANSI/DIN/Euro Flange
SR75/SRA100/SR100	7273	2" FNPT
SRA100/SR100	7277	2.5" FNPT
SR75/SRA100/SR100	7292	2" FBSP
SR75/SRA100/SR100	7753	2" Nelson Flange
SR75/SRA100/SR100	9814	2" ANSI/DIN/Euro Flange
SR75	10380-001	1.5" FNPT
SR75	10380-004	1.5" FBSP
SRNV100	7950	2" FNPT
SRNV100	7952	2" FBSP
F150/SRA150/SR150	8458	3" Nelson/Euro Flange
F150/SRA150/SR150	10323-001	3" ANSI/DIN Flange
SR200	9114-000	Nelson Flange
SR200	9114-001	Euro Flange
SR200	9114-003	4" ANSI Flange

EFFLUENT
BEARING
ASSEMBLIES



CONTACT FACTORY
FOR SOLUTIONS
FOR EFFLUENT AND
CORROSIVE WATER
APPLICATIONS.

BIG GUN® SERVICE KITS

PART NUMBER	DESCRIPTION
11090	SR75 Drive Arm Service Kit
12011	HD100 Bearing Assembly Service Kit
12573	Complete SR100 Service Kit - Includes: 9822, 12011, 12804, 12805 plus 8231 SR100 Drive Vane and Labels
12804	SR100/SR150 Trip Lever Service Kit
12805	SR100/SR150 Shift Lever Service Kit
9822	SR100/SR150 Drive Arm & Counterweight Service Kit
12736	Complete SR150 Service Kit - Includes: 9822, 12737, 12804, 12805, plus 8354 SR150 Drive Vane & Labels
12737	HD150 Bearing Assembly Service Kit



12736



12737



12804




12805



9822





IMPACT SPRINKLERS


MODEL NO.	P65M	P85AS	P85A	P85
	1" Male Part Circle with anti back-splash arm and diffuser pin (includes 7V)	1 1/4" Male Part Circle with single nozzle 18° (includes 8V)	1 1/4" Male Part Circle with double nozzle 18° (includes 8V and 1 plug)	1 1/4" Male Part Circle with double nozzle 24° (includes 8V and 1 plug)
BOX	12x12x11"	12x12x5"	12x12x5"	
LBS/BOX	14	8	8	
QTY/BOX	4	1	1	

IMPACT SPRINKLER NOZZLES & ACCESSORIES


MODEL / PART NO.	DESCRIPTION
8DN / 8004	Diffuser Assembly (not including Nozzle)
SH-125 / 9322	1.25" MNPT X 1.5" MNPT Swivel Hose
SH-125 / 9375	1.25" MBSP x 1.5" MBSP Swivel Hose
7RN	Drive Nozzle F70A, F70, & P65M, Secondary for 150 & 200 Series Big Gun
8DRN	Drive Nozzle F80A, F80, P85A, P85AS, and P85
7V Vane / 7240	Stream Straightener Vane for F70 and F70A Series, P65 Series
8V Vane / 7241	Stream Straightener Vane for all 80 and 85 Series
3FCN	Flow Control Nozzle 3/4" Sprinklers
3RN Plug / 6089	Brass Secondary Nozzle Plug for F70A, F80A, 100 Series Gun, P85 and F44AAB

CONTROL YOU CAN COUNT ON SEASON AFTER SEASON

INTERNAL CAGE




CLOSED — UPSTREAM WATER IS APPLIED TO THE OUTER SLEEVE CHAMBER, THE SLEEVE BECOMES HYDRAULICALLY BALANCED AND THE FLOW PASSAGE IS CLOSED OFF BY THE SLEEVE PRESSING AGAINST THE CENTER SEAT.



OPEN — WATER PRESSURE IS RELIEVED FROM THE SLEEVE CHAMBER, ALLOWING THE VALVE TO OPEN.

PRESSURE



MANUAL ON-OFF

ALL 800 SERIES VALVES (EXCEPT 800P) ARE EQUIPPED WITH A 3-WAY MANUAL ON-OFF SELECTOR VALVE.



ELECTRIC ON-OFF

ADD A SOLENOID FOR ELECTRIC ON-OFF CAPABILITY.

VALVE JACKET (GALVANIZED STEEL FOR 6" & 8" AND ANODIZED ALUMINUM FOR 2", 3", & 4")

PLASTIC CENTER BARRIER

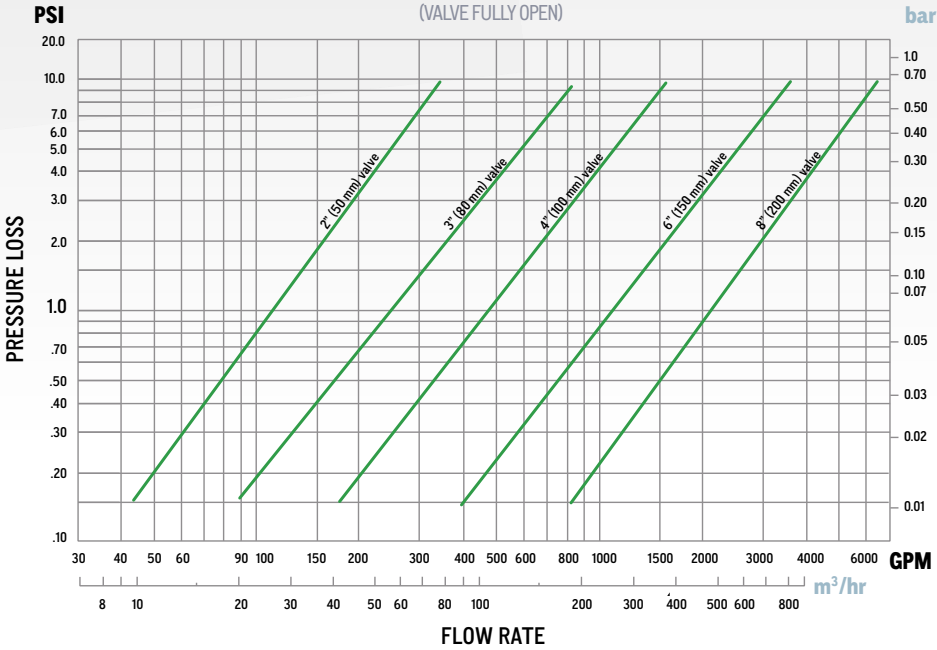
STAINLESS STEEL CENTER STUD

CAGE

SLEEVE (SPECIAL NATURAL RUBBER)

800 SERIES CONTROL VALVES PRESSURE LOSS DATA

(VALVE FULLY OPEN)



AS A HYDRAULICALLY OPERATED SLEEVE-TYPE VALVE, THE 800 SERIES CONTROL VALVE IS DESIGNED FOR VERSATILITY. THE BASIC BODY CAN BE EQUIPPED WITH SEVERAL DIFFERENT OPTIONS FOR CONTROLLING PRESSURE AND FLOW. IT'S ALSO ENGINEERED FOR EXTREMELY HIGH EFFICIENCY, RESULTING IN LOW PRESSURE LOSS AND HIGH FLOW CAPACITY.



PRESSURE CONTROL

THE PRESSURE CONTROL REGULATOR ("REDUCING" FOR DOWNSTREAM, "SUSTAINING" FOR UPSTREAM) DIRECTS WATER FLOW WHICH POSITIONS THE SLEEVE DURING OPERATION.



FLOW CONTROL

ADD THE RATE-OF-FLOW (MODEL D18) CONTROL TO REGULATE THE FLOW RATE DURING SYSTEM START UP. PREVENTS WATER HAMMER/PROTECTS PIPES.

800 SERIES

TO ORDER: Select one option from each of the five sections to build the valve description code.

SECTION	1. SIZE/MATERIAL/CONNECTIONS	2. PRESSURE	3. PRESSURE CONTROL	4. ON/OFF CONTROL	5. FILTER
CODE	A6 B10	C3	D01	E01	H3
DESCRIPTION	Wafer w/stud kit for 6" flanges	Medium (18-80 psi)	None	Manual Selector Only	Internal Filter

1. SIZE/MATERIAL/CONNECTIONS

CODE	MATERIAL	CONNECTIONS
2" VALVES		
A2 B3	Cast Iron	2" Threaded (NPT)
A2 B6		2" Victaulic
A2 B9	Aluminum	Wafer (no stud kit)
A2 B10		Wafer w/stud kit for 2" Flanges
A2 B17		Wafer w/stud kit for 75/100 Big Gun
3" VALVES		
A3 B6	Cast Iron	3" Victaulic
A3 B9	Aluminum	Wafer (no stud kit)
A3 B10		Wafer w/stud kit for 3" Flanges
A3 B17		Wafer w/stud kit for 150 Big Gun
4" VALVES		
A4 B9	Aluminum	Wafer (no stud kit)
A4 B10		Wafer w/stud kit for 4" Flanges
A4 B17		Wafer w/stud kit for 200 Big Gun
A4 B23		Wafer 6x4x6 (no stud kit)
A4 B24		Wafer 6x4x6 w/stud kit
6" VALVES		
A6 B9	Aluminum	Wafer (no stud kit)
A6 B10		Wafer w/stud kit for 6" flanges
A6 B23		Wafer 8x6x8 (no stud kit)
A6 B24		Wafer 8x6x8 w/stud kit
8" VALVES		
A8 B9	Aluminum	Wafer (no stud kit)
A8 B10		Wafer w/stud kit for 8" flanges

2. PRESSURE

CODE	OPERATING PRESSURE
C1	Low (10-50 psi)
C2	High (30-200 psi)
C3	Medium (18-80 psi)

3. PRESSURE CONTROL

CODE	ADJ. RANGE
D01	None
PRESSURE REDUCING	
D02	5-50 psi, 4-8"
D03	10-120 psi, 4-8"
D04	25-200 psi, 4-8"
D11	5-30 psi, 2" and 3"
D12	5-60 psi, 2" and 3"
D13	10-120 psi, 2" and 3"
PRESSURE SUSTAINING	
D05	25-200 psi, 4-8"
D08	10-120 psi, 4-8"
D09	5-50 psi, 4-8"
D15	5-60 psi, 2" and 3"
D16	10-120 psi, 2" and 3"
RATE OF FLOW	
D18-1	3" Pipe, 120-400 gpm
D18-2	4" Pipe, 200-550 gpm
D18-3	6" Pipe, 350-1000 gpm
D18-4	6" Pipe, 500-2000 gpm
D18-5	8" Pipe, 500-1550 gpm
D18-6	8" Pipe, 900-3800 gpm
SLEEVE EXHAUST	
D06	Valve open below 30 psi
D06-1	Valve open below 10 psi
SHUTTLE CHECK	
D07	Shuttle Check

SEE PAGE 26 FOR GUN/VALVE COMBO - MOUNT AN ANSI FLANGED BIG GUN® DIRECTLY ONTO A NELSON CONTROL VALVE FOR END OF PIVOT APPLICATIONS.

4. ON/OFF CONTROLS*	
CODE	ON/OFF CONTROL
E00	None
E01	Manual Selector Only
MANUAL SELECTOR WITH SOLENOID	
E02	E02 Solenoid - 12 VDC Lat., 2.0mm
E11	E11 Solenoid - 12 VDC, 1.6mm, NC*
E20	E20 Window+ Controller, 1.6mm (4-8")
E21	E21 Solenoid - 12 VDC, 1.6mm
E23	E23 Solenoid - 9-12 VDC Lat., 1.2mm
E25	E25 Solenoid - 12 VDC, 3.2mm, NC*
E30	E30 Solenoid - 24 VDC, 1.6mm
E31	E31 Window+ Controller, 1.2mm (2" and 3")
E34	E34 Solenoid - 24 VDC, 1.2mm
E40	E40 Solenoid - 24 VAC, 1.6mm, 2.5W
E41	E41 Solenoid - 24 VAC, 1.6mm, 8W
E43	E43 Solenoid - 24 VAC, 1.2mm, 3W
E46	E46 Solenoid - 24 VAC, 1.6mm, 5.5W
E50	E50 Solenoid - 120 VAC, 1.6mm, 8W
E52	E52 Solenoid - 120 VAC, 3.2mm, 17W
E53	E53 Solenoid - 110 VAC, 1.6mm, 5.5W

5. FILTER	
CODE	FILTER
H2	External Filter
H3	Internal Filter (2" and 3")
	Internal Filter (4-8")
FILTER WITH TUBING PROTECTION	
H4	External Filter
H5	Internal Filter (2" and 3")
	Internal Filter (4-8")

*Contact Factory for full solenoid specifications. Other models available for special order.
 *Normally closed solenoid for pressure sustaining, normally open valve ("PSNO") for applications at filter stations.

Nelson Control Valves come standard normally closed. Use the following codes to specify special solenoid plumbing logic.

OPTIONAL SOLENOID LOGIC											
SOLENOID ONLY			SUSTAINING W/ SOLENOID			REDUCING W/ SOLENOID			SUSTAINING/REDUCING W/ SOLENOID		
CODE	SOLENOID STATUS	VALVE STATUS	CODE	SOLENOID STATUS	VALVE STATUS	CODE	SOLENOID STATUS	VALVE STATUS	CODE	SOLENOID STATUS	VALVE STATUS
L01*	Energized	Open	L03	Energized	Sustaining	L07*	Energized	Reducing	L09	Energized	Sustaining-Reducing
	De-energized	Closed		De-energized	Closed		De-energized	Closed		De-energized	Closed
L02	Energized	Closed	L04*	Energized	Sustaining	L08	Energized	Closed	L10	Energized	Sustaining
	De-energized	Open		De-energized	Open		De-energized	Reducing		De-energized	Reducing
*Standard			L05	Energized	Closed	L13	Energized	Reducing	L11	Energized	Reducing
				De-energized	Sustaining		De-energized	Open		De-energized	Sustaining
*Standard			L06	Energized	Open	L14	Energized	Open	L12	Energized	Open
				De-energized	Sustaining		De-energized	Reducing		De-energized	Sustaining-Reducing

*Pressure Sustaining normally-open valve ("PSNO") for applications at filter stations. *Standard

SOLENOIDS & VALVE ACCESSORIES

3-Way Solenoid Specifications

MODEL #	MFG.	VOLTAGE	RECOMM. VALVE SIZE	INRUSH AMPS	HOLDING AMPS	RESISTANCE (OHM)	WATTS	INLET ORIFICE		ELECTRICAL CONNECTION	MAX. PRESSURE	PART NUMBERS		
												KIT	COIL +BASE	COIL
E02	NELSON	12 VDC Lat	all	-	-	-	6.7	2 mm (adaptable to 4 mm)		1/2" MNPT w/Leads	175 psi	8925-032	12845	-
E11	GEM-SOL	12 VDC NC ¹	all	-	0.83	14.3	10	1.6 mm	1/16"	1/2" FNPT w/Leads	175 psi	8925-011	7510-011	-
E21	PARKER	12 VDC	all	-	0.6	20	8	1.6 mm	1/16"	1/2" FNPT w/Leads	175 psi	8925-001	7510-001	7510-101
E23	BACCARA	9/12 VDC Lat	2" - 4"	-	-	4.2	3	1.2 mm	3/64"	>12" Leads	175 psi	8925-035	7510-052	7510-152
E25	SOLENOID SOLUTIONS	12 VDC NC ¹	6" & 8"	1.42	1.42	-	17	3.2 mm	1/8"	>12" leads	150 psi	8925-020	7510-036	7510-136
E30	PARKER	24 VDC	all	-	0.3	83	8	1.6 mm	1/16"	1/2" FNPT w/Leads	175 psi	8925-002	7510-002	7510-102
E31	BACCARA	18-21 VDC Lat	2" & 3"	-	-	23	3	1.2 mm	3/64"	Window+	175 psi	11253-001	7510-053	7510-153
E34	BACCARA	24 VDC	2" - 4"	0.125	0.125	119	3	1.2 mm	3/64"	>12" Leads	175 psi	8925-037	7510-054	7510-154
E40	GEM-SOL	24 VAC	all	0.15	0.15	diode ²	2.5	1.6 mm	1/16"	1/2" FNPT Plug-In	175 psi	8925-043	7510-015	7510-115
E41	PARKER	24 VAC	all	1.1	0.65	7.8	8	1.6 mm	1/16"	1/2" FNPT w/Leads	175 psi	8925-003	7510-003	7510-103
E43	BACCARA	24 VAC	2" - 4"	0.125	0.125	diode ²	3	1.2 mm	3/64"	>12" Leads	175 psi	8925-033	7510-050	7510-150
E46	GEM-SOL	24 VAC	all	0.8	0.43	9	5.5	1.6 mm	1/16"	1/2" FNPT Plug-In	175 psi	8925-044	7510-016	7510-116
E50	PARKER	120 VAC	all	0.2	0.1	184	8	1.6 mm	1/16"	1/2" FNPT w/Leads	175 psi	8925-004	7510-004	7510-104
E52	PARKER	120 VAC	6" & 8"	0.7	0.3	27	17	3.2 mm	1/8"	1/2" FNPT w/Leads	175 psi	8925-024	7510-033	7510-133
E53	GEM-SOL	110 VAC	all	0.15	0.11	230	5.5	1.6 mm	1/16"	1/2" FNPT Plug-In	175 psi	8925-045	7510-051	7510-151

1. Normally closed solenoids for pressure sustaining normally open ("PSNO") applications, and other normally open valve applications.

2. If the solenoid contains a diode, the resistance reading obtained using a voltmeter will be inaccurate (extremely high). This is because a diode acts like a check valve that only opens when a sufficient amount of "pressure" (voltage) is present.

Protect control tubing from damage caused by coyotes and other animals. Choose Factory installed H4 or H5 depending on valve size or order Tubing Protection Kit #13038. It includes four 16" (40.6 cm) covers. Cut to fit.



DESCRIPTION	4" Valve x 6" Flange Adapter Kit	6" Valve x 8" Flange Adapter Kit	Window + Controller w/ 12/24 VDC Lat.
PART NO.	11433, 11433-001 (w/6" stud kit)	12225, 12225-001 (w/8" stud kit)	E31 for 2, 3"; E20 for 4, 6, 8"

ACV200

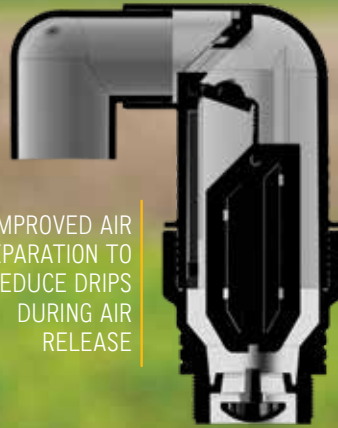
THE NELSON ACV200 AIR CONTROL VALVE PROVIDES ALL THREE TYPES OF AIR RELIEF: AIR RELIEF, VACUUM AIR RELIEF, AND CONTINUOUS AIR RELEASE UNDER PRESSURE.

9672-004 (BSP); 9672-003 (NPT)

IMPROVED DESIGN

REINFORCED SEAL PREVENTS MISALIGNMENT

IMPROVED AIR SEPARATION TO REDUCE DRIPS DURING AIR RELEASE



MATERIAL RESISTANT TO PUMP LUBRICANTS



NEXT GENERATION TWIG®



Remotely control and monitor your irrigation system from anywhere with our new TWIG® Wireless Controls mobile app and next generation TWIG® components.



Create watering schedules; edit by drag and drop; start, stop or pause a schedule; map irrigation blocks to verify field operation; and monitor pressure and flow with our new TWIG® Wireless Controls mobile app.



1000 Series Control Valves & TWIG® Wireless Control Catalog is a separate document. Contact Factory for details.

BETTER TOGETHER

Nelson Irrigation makes a full range of products for agricultural and industrial irrigation. All development and testing is performed with the big picture in mind. No product operates independently. Our sprinklers, regulators, valves and controllers are developed together and made to deliver water as efficiently and effectively as possible. **SAVE WATER, SAVE ENERGY, SAVE LABOR AND DO A BETTER JOB OF IRRIGATING WITH NELSON PRODUCTS.**



848 Airport Road, Walla Walla, Washington 99362 U.S.A.

Tel: +1 509.525.7660 / Fax: +1 509.525.7907

info@nelsonirrigation.com / nelsonirrigation.com



geocropical

WARRANTY & DISCLAIMER: Nelson products are warranted for one year from date of original sale to be free of defective materials and workmanship when used within the working specifications for which the product was designed and under normal use and service. The manufacturer assumes no responsibility for installation, removal or unauthorized repair. The manufacturer's liability under this warranty is limited solely to replacement or repair of defective parts, and the manufacturer will not be liable for any crop or other consequential damages resulting from any defects in design or breach of warranty. THIS WARRANTY IS EXPRESSLY IN LIEU OF ALL OTHER WARRANTIES, EXPRESS OR IMPLIED, INCLUDING THE WARRANTIES OF MERCHANTABILITY AND FITNESS FOR PARTICULAR PURPOSES AND OF ALL OTHER OBLIGATIONS OR LIABILITIES OF MANUFACTURER. No agent, employee or representative of the manufacturer has authority to waive, alter or add to the provisions of warranty, nor to make representations or warranty not contained herein.

Big Gun, GeoCropical, Overlap, Rotator, SprinklerChart and TWIG are registered trademarks of Nelson Irrigation Corporation. Copyright © 2024 Nelson Irrigation Corporation.